

# Transport Statistics Infocard

## BELARUS



• Area: 207,600 km<sup>2</sup> • Inhabitants: 9,452,113 (2018)

Contracting Party to 24 UN Transport Conventions (of which 11 UN Road Safety Conventions) under the purview of UNECE Inland Transport Committee.

### Road and rail statistics

Number of passenger cars (thousand), 2016	3,067
Motorization rate (No. of passenger cars per thousand inhabitants), 2016	324
New registrations of alternative fuel passenger cars (% of total)	..
Length of railway lines (km), 2016	5,459

### Road casualty statistics

Fatalities, 2018	549
Injured, 2018	3,680

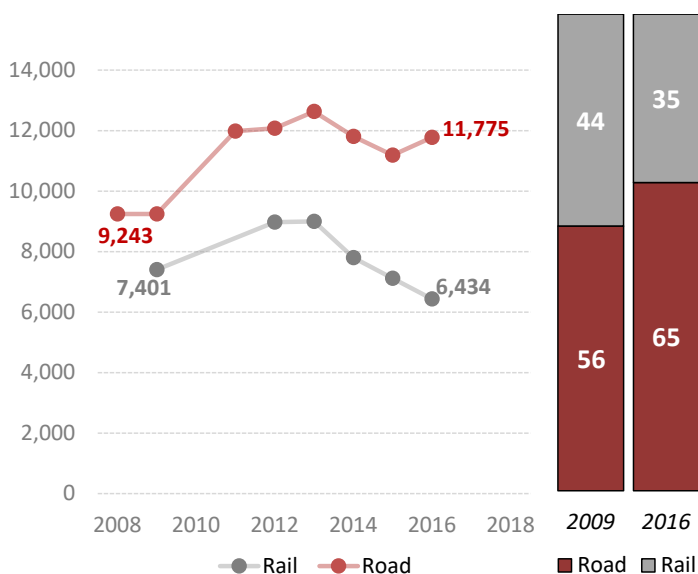
### Road deaths per

Million inhabitants, 2018	58
100,000 passenger cars, 2016	19

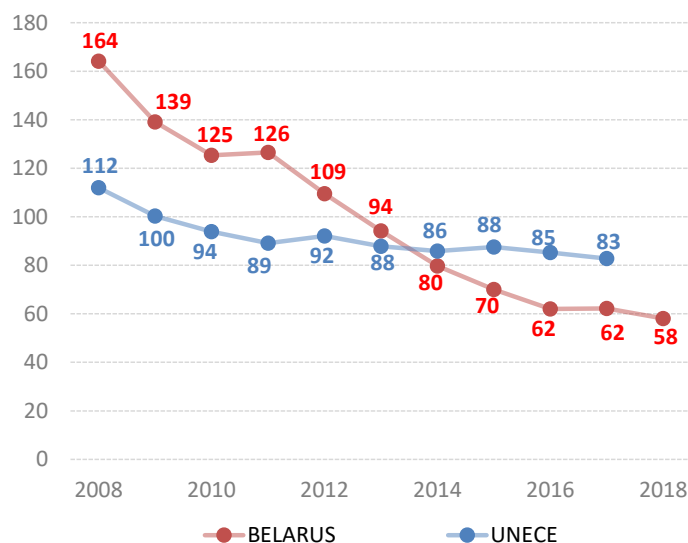
### Vulnerable road users (% of total deaths)

Pedestrian and cyclists	..
Motorcyclists	..

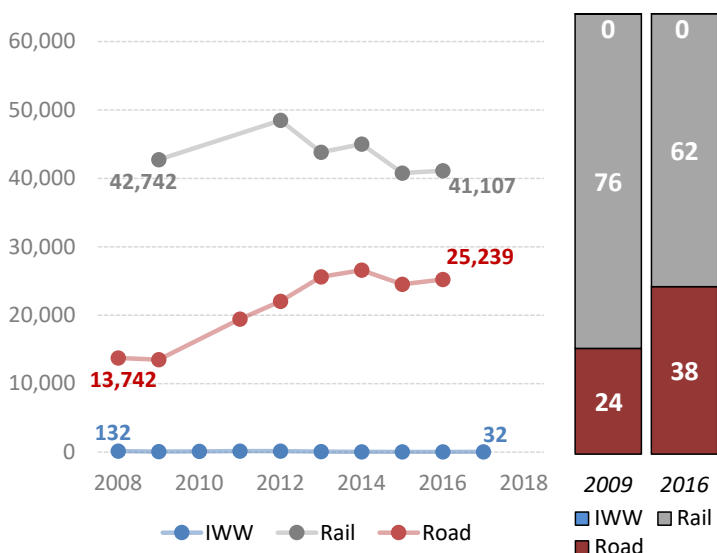
### Passenger-km by mode (million) and modal share (%)<sup>1</sup>



### Road fatalities per million inhabitants



### Tonne-km by mode (million) and modal share (%)<sup>2</sup>



### Road traffic fatalities by gender and age



DATA NOT AVAILABLE

< 18    18-20    21-24    25-64    65+  
■ Male    ■ Female

Source: UNECE Transport Statistics Database.

Note: For road safety graphics, UNECE refers to the average value of ECE member States. IWW = inland waterways. Alternative fuel refers to fuel types other than petrol, diesel or hybrids.

<sup>1</sup> Road passenger-km refers to public transport only.

<sup>2</sup> Road tonne-km refers to goods carried on a commercial basis

- Not applicable / .. Not available.