

Transport Statistics Infocard

AZERBAIJAN



• Area: 86,600 km² • Inhabitants: 9,927,425 (2018)

Contracting Party to 15 UN Transport Conventions (of which 9 UN Road Safety Conventions) under the purview of UNECE Inland Transport Committee.

Road and rail statistics

Number of passenger cars (thousand), 2017	1,147
Motorization rate (No. of passenger cars per thousand inhabitants), 2017	117
New registrations of alternative fuel passenger cars (% of total)	..
Length of railway lines (km), 2015	2,068

Road casualty statistics

Fatalities, 2018	722
Injured, 2018	1,711

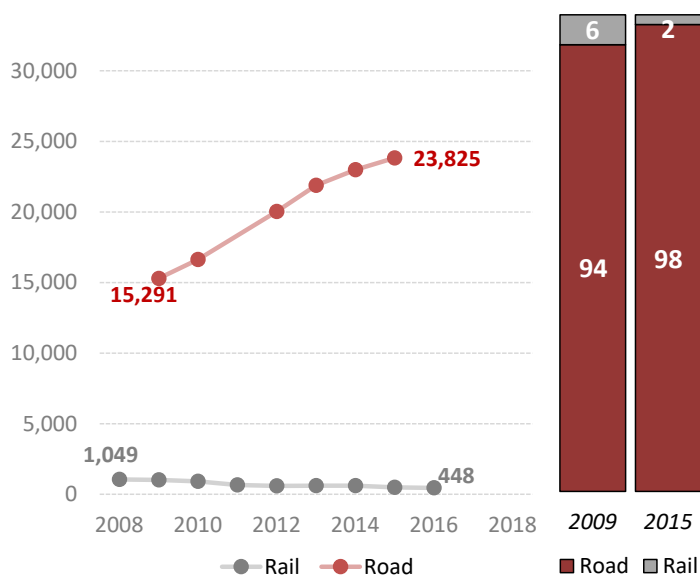
Road deaths per

Million inhabitants, 2018	73
100,000 passenger cars, 2017	65

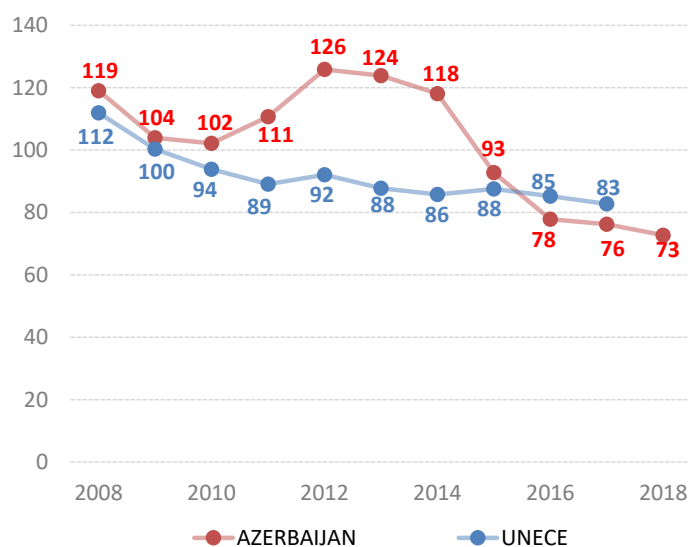
Vulnerable road users (% of total deaths)

Pedestrian and cyclists	..
Motorcyclists, 2018	0.7

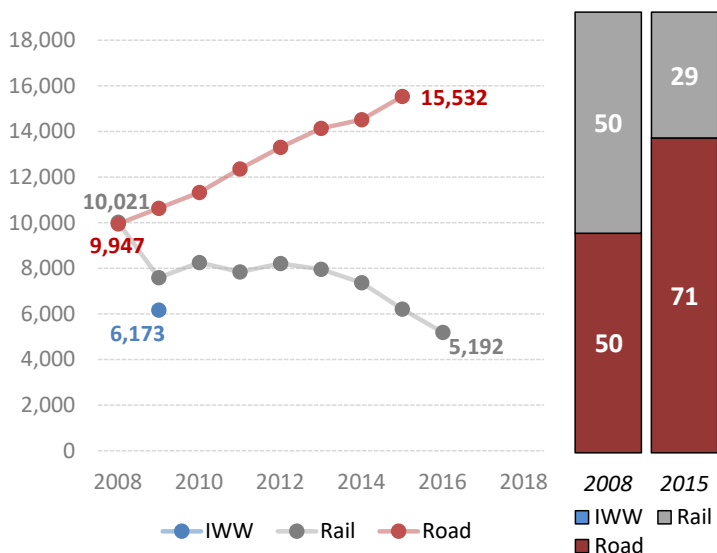
Passenger-km by mode (million) and modal share (%)¹



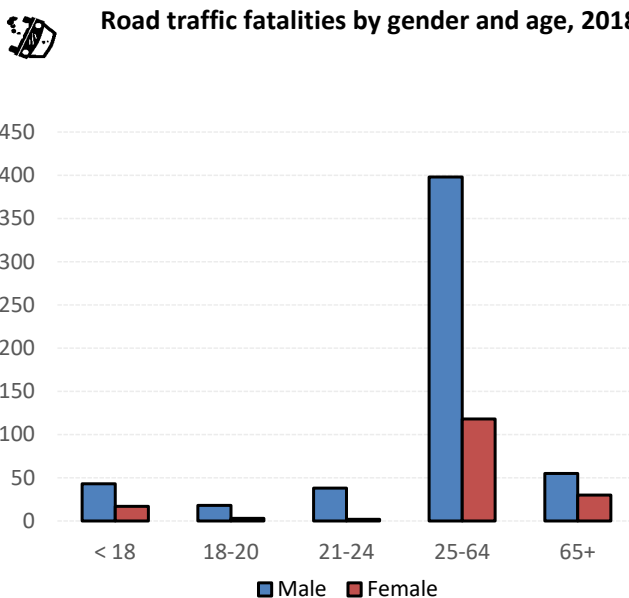
Road fatalities per million inhabitants



Tonne-km by mode (million) and modal share (%)



Road traffic fatalities by gender and age, 2018



Source: UNECE Transport Statistics Database.

Note: For road safety graphics, UNECE refers to the average value of ECE member States. IWW = inland waterways. Alternative fuel refers to fuel types other than petrol, diesel or hybrids.

¹ Road passenger-km refers to public transport only.

- Not applicable / .. Not available.