


Transport Statistics Infocard

ALBANIA



• Area: 28,748 km² • Inhabitants: 2,866,376 (2018)

Contracting Party to 30 UN Transport Conventions (of which 14 UN Road Safety Conventions) under the purview of UNECE Inland Transport Committee.

Road and rail statistics

Number of passenger cars (thousand), 2015	404
Motorization rate (No. of passenger cars per thousand inhabitants), 2015	140
New registrations of alternative fuel passenger cars (% of total)	..
Length of railway lines (km), 2016	334

Road casualty statistics

Fatalities, 2018	213
Injured, 2018	2,078

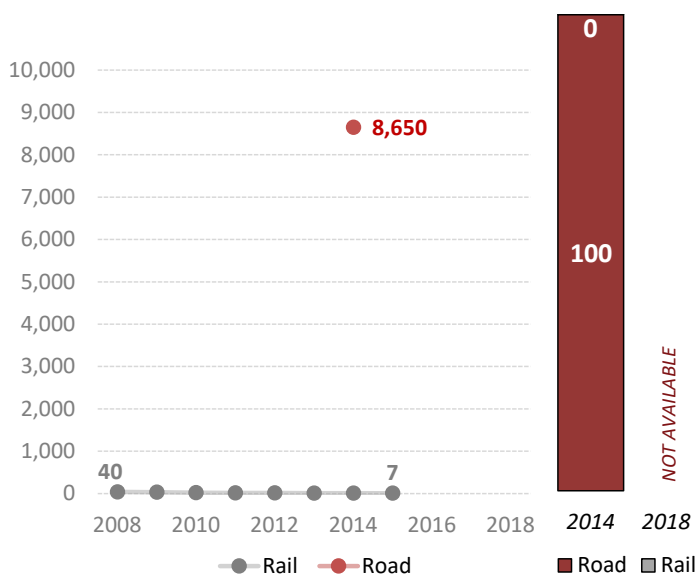
Road deaths per

Million inhabitants, 2018	74
100,000 passenger cars, 2015	67

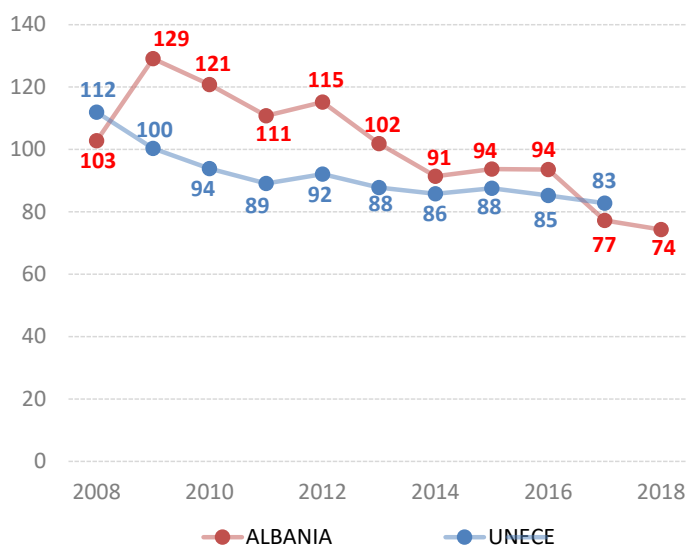
Vulnerable road users (% of total deaths)

Pedestrian and cyclists	..
Motorcyclists	..

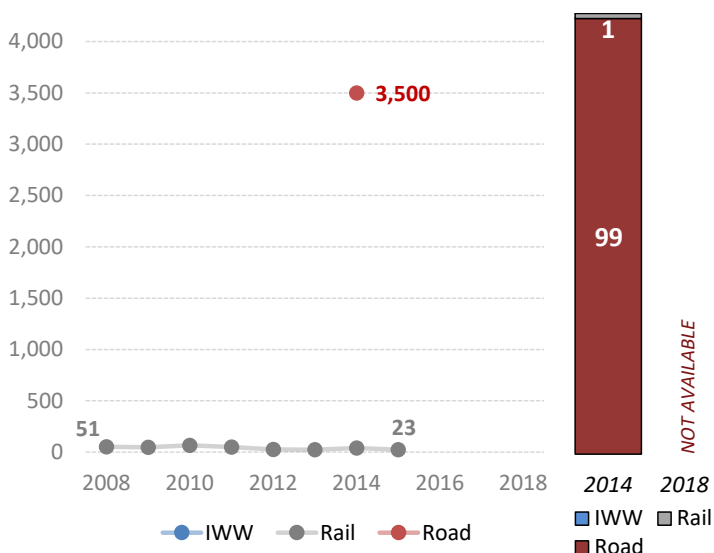
Passenger-km by mode (million) and modal share (%)



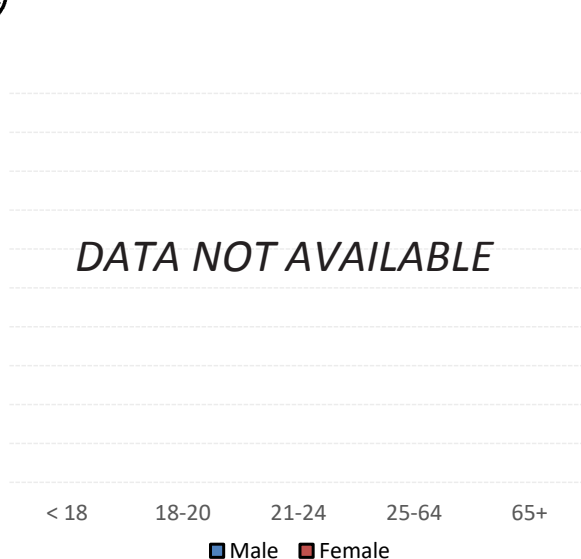
Road fatalities per million inhabitants



Tonne-km by mode (million) and modal share (%)



Road traffic fatalities by gender and age



Source: UNECE Transport Statistics Database.

Note: For road safety graphics, UNECE refers to the average value of ECE member States. IWW = inland waterways. Alternative fuel refers to fuel types other than petrol, diesel or hybrids.

- Not applicable / .. Not available.