

# Transport Statistics Infocard

## UZBEKISTAN



• Area: 447,400 km<sup>2</sup> • Inhabitants: 31,910,641 (2017)

Contracting Party to 13 UN Transport Conventions under the purview of UNECE Inland Transport Committee. Contracting Party to 4 UN Road Safety Conventions.

### Road and rail traffic

Number of passenger cars (thousand), 2016	2,057
Motorization rate (No. of passenger cars per thousand inhabitants), 2016	65
Passenger-km by road (million), 2016	99,710
Tonne-km by road (million), 2015	33,916
Passenger-km by rail (million), 2016	3,934
Tonne-km by rail (million), 2015	22,935
Tonne-km by Inland Waterways (million)	..

### Road casualty statistics

Fatalities, 2016	2,496
Injured, 2016	9,845
Injury accidents, 2016	10,212

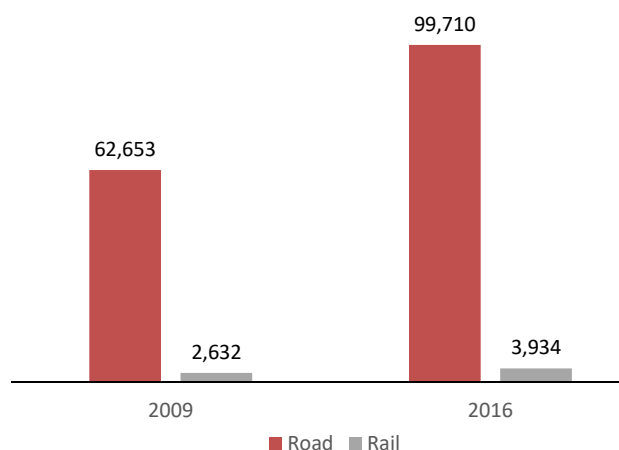
### Road deaths per

Million inhabitants, 2016	79
100,000 passenger cars, 2016	121

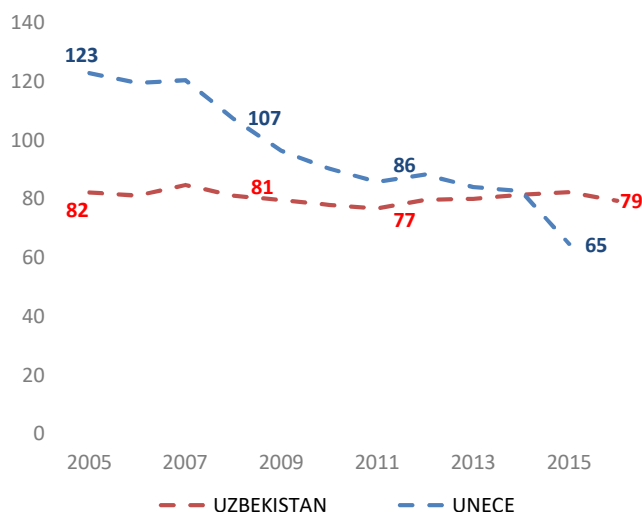
### Severity of road traffic accidents

Fatalities per 1,000 injury accidents, 2016	244
---	-----

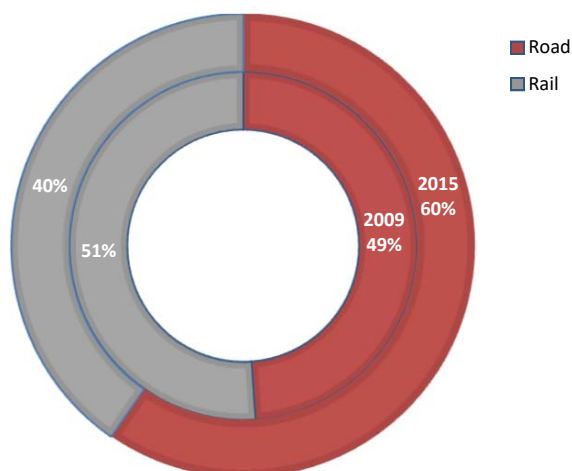
### Passenger-km by road and by rail (million)



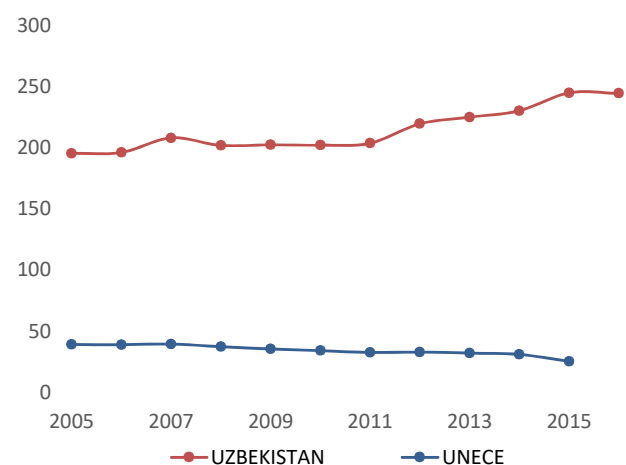
### Road fatalities per million inhabitants



### Inland transport modal split - Freight (Tonne-km)



### Severity of road traffic accidents (Fatalities per 1,000 injury accidents)



Source: UNECE Transport Statistics Database.

Note: For road safety graphics, UNECE refers to the average value of ECE member States. IWW = Inland waterways

- Not applicable / .. Not available.