

Transport Statistics Infocard

TURKEY



• Area: 774,815 km² • Inhabitants: 79,814,871 (2017)

Contracting Party to 26 UN Transport Conventions under the purview of UNECE Inland Transport Committee. Contracting Party to 10 UN Road Safety Conventions.

Road and rail traffic

Number of passenger cars (thousand), 2016	11,318
Motorization rate (No. of passenger cars per thousand inhabitants), 2016	143
Passenger-km by road (million), 2016 ¹	300,852
Tonne-km by road (million), 2015 ²	244,329
Passenger-km by rail (million), 2016	4,325
Tonne-km by rail (million), 2016	11,010
Tonne-km by Inland Waterways (million)	-

Road casualty statistics

Fatalities, 2015	7,530
Injured, 2015	304,421
Injury accidents, 2015	183,011

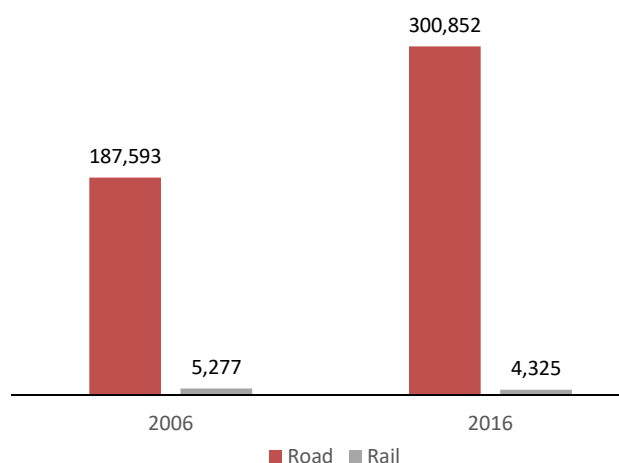
Road deaths per

Million inhabitants, 2015	96
100,000 passenger cars, 2015	71

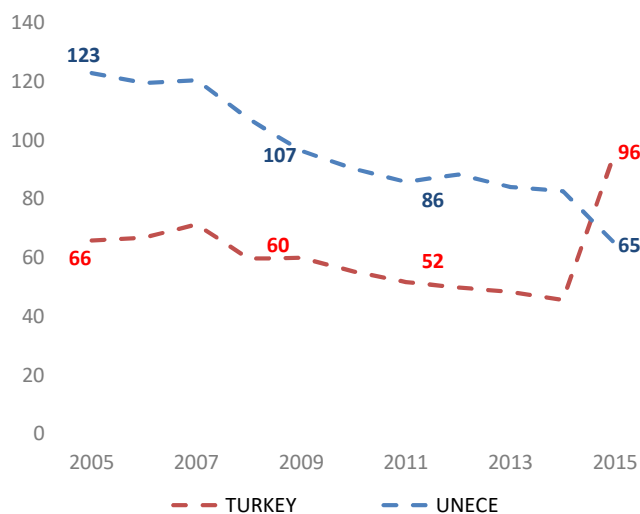
Severity of road traffic accidents

Fatalities per 1,000 injury accidents, 2015	41
---	----

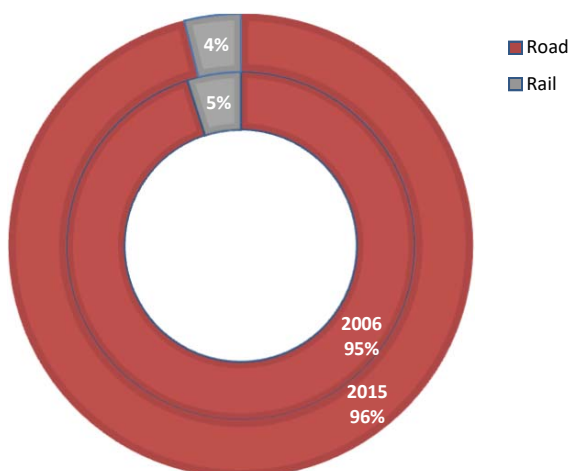
Passenger-km by road and by rail (million)¹



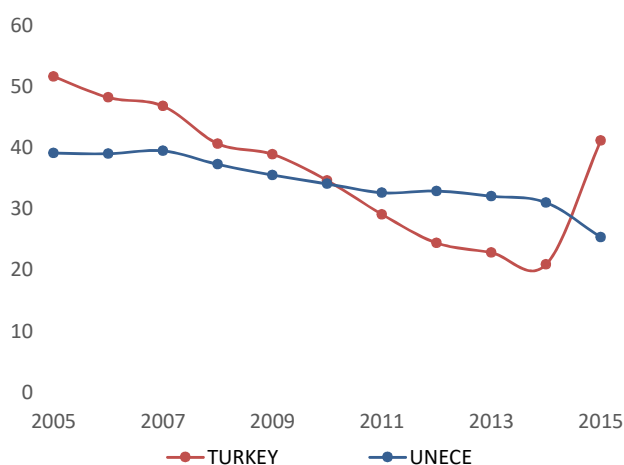
Road fatalities per million inhabitants³



Inland transport modal split - Freight (Tonne-km)²



Severity of road traffic accidents (Fatalities per 1,000 injury accidents)³



Source: UNECE Transport Statistics Database.

Note: For road safety graphics, **UNECE** refers to the average value of ECE member States.

¹ Passenger kilometres by road do not include travel on urban roads

² Tonne-kilometres by road refer to freight travel on motorways, state and provincial roads

³ Prior to 2015 persons killed included only death at the accident scene

- Not applicable / ... Not available.