

Transport Statistics Infocard

SWITZERLAND



• Area: 41,285 km² • Inhabitants: 8,372,410 (2016)

Contracting Party to 34 UN Transport Conventions under the purview of UNECE Inland Transport Committee. Contracting Party to 10 UN Road Safety Conventions.

Road and rail traffic

Number of passenger cars (thousand), 2016	4,524
Motorization rate (No. of passenger cars per thousand inhabitants), 2016	540
Passenger-km by road (million), 2012	94,910
Tonne-km by road (million), 2016	12,132
Passenger-km by rail (million), 2016	20,812
Tonne-km by rail (million), 2016	12,447
Tonne-km by Inland Waterways (million), 2016	30

Road casualty statistics

Fatalities, 2015	253
Injured, 2015	21,538
Injury accidents, 2015	17,736

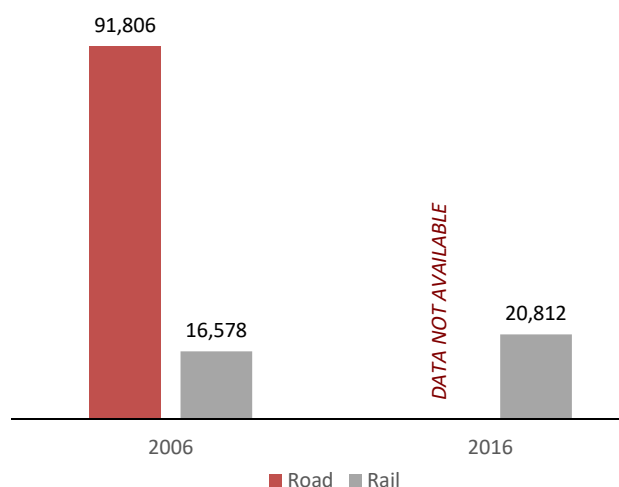
Road deaths per

Million inhabitants, 2015	31
100,000 passenger cars, 2015	6

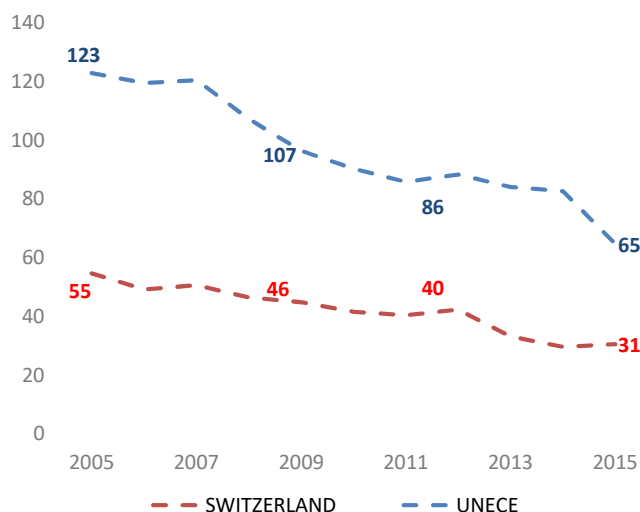
Severity of road traffic accidents

Fatalities per 1,000 injury accidents, 2015	14
---	----

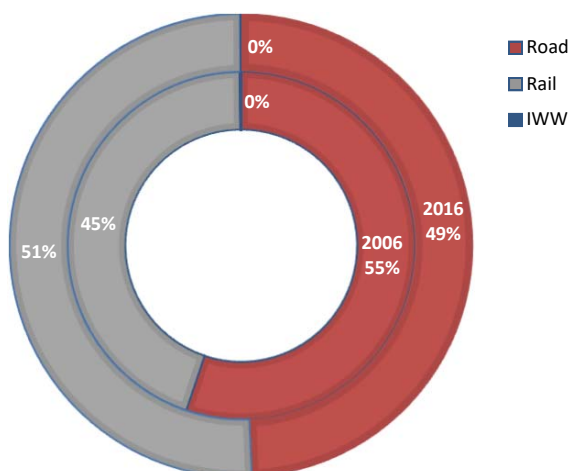
Passenger-km by road and by rail (million)



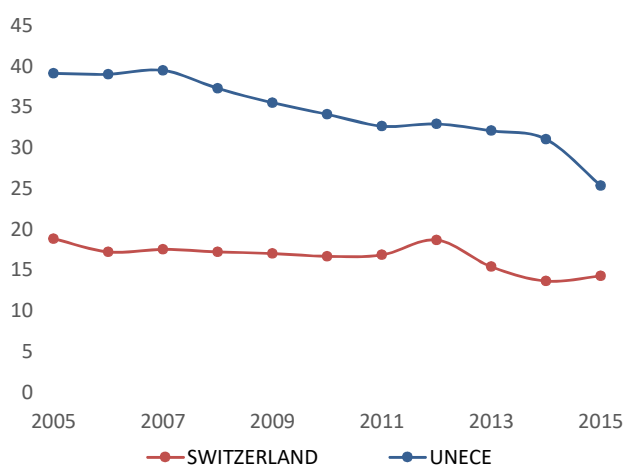
Road fatalities per million inhabitants



Inland transport modal split - Freight (Tonne-km)



Severity of road traffic accidents (Fatalities per 1,000 injury accidents)



Source: UNECE Transport Statistics Database.

Note: For road safety graphics, **UNECE** refers to the average value of ECE member States. IWW = Inland waterways

- Not applicable / .. Not available.