

Transport Statistics Infocard

SWEDEN



• Area: 449,964 km² • Inhabitants: 10,073,600 (2017)

Contracting Party to 30 UN Transport Conventions under the purview of UNECE Inland Transport Committee. Contracting Party to 12 UN Road Safety Conventions.

Road and rail traffic

Number of passenger cars (thousand), 2016	4,767
Motorization rate (No. of passenger cars per thousand inhabitants), 2016	480
Passenger-km by road (million), 2011	109,198
Tonne-km by road (million), 2016 ¹	42,685
Passenger-km by rail (million), 2016	12,800
Tonne-km by rail (million), 2016	21,406
Tonne-km by Inland Waterways (million)	..

Road casualty statistics

Fatalities, 2014	270
Injured, 2014	17,530
Injury accidents, 2014	13,091

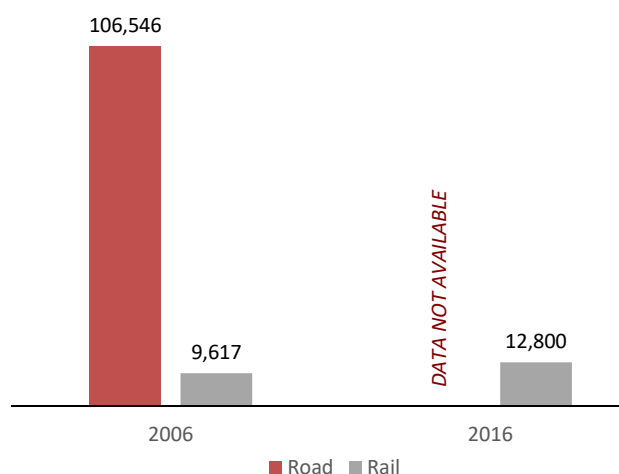
Road deaths per

Million inhabitants, 2014	28
100,000 passenger cars, 2014	6

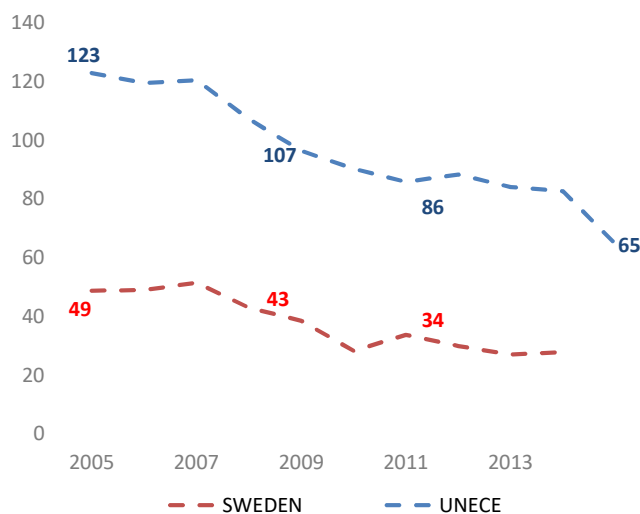
Severity of road traffic accidents

Fatalities per 1,000 injury accidents, 2014	21
---	----

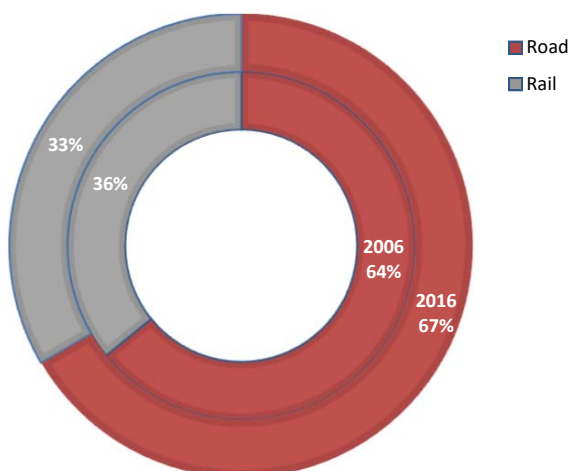
Passenger-km by road and by rail (million)



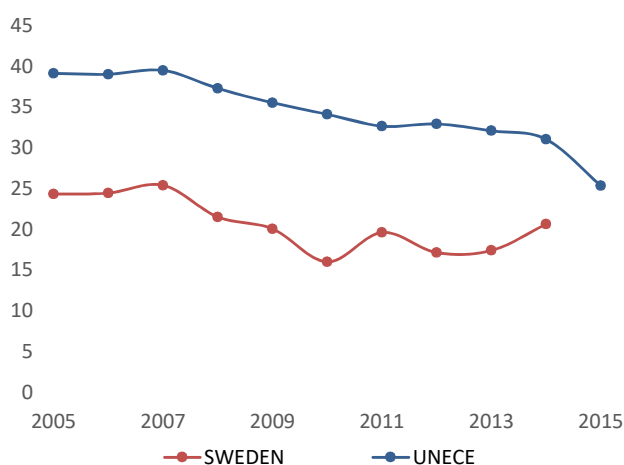
Road fatalities per million inhabitants



Inland transport modal split - Freight (Tonne-km)¹



Severity of road traffic accidents (Fatalities per 1,000 injury accidents)



Source: UNECE Transport Statistics Database.

Note: For road safety graphics, **UNECE** refers to the average value of ECE member States.

¹ Tonne-kilometres by road refer to heavy goods vehicles only. From 2014 a new method is used to estimate the effect of non-response

- Not applicable / .. Not available.