

Transport Statistics Infocard

SPAIN



• Area: 505,992 km² • Inhabitants: 46,549,050 (2017)

Contracting Party to 25 UN Transport Conventions under the purview of UNECE Inland Transport Committee. Contracting Party to 8 UN Road Safety Conventions.

Road and rail traffic

| | |
|--|---------|
| Number of passenger cars (thousand), 2016 | 22,877 |
| Motorization rate (No. of passenger cars per thousand inhabitants), 2016 | 493 |
| Passenger-km by road (million), 2015 | 366,092 |
| Tonne-km by road (million), 2016 | 216,993 |
| Passenger-km by rail (million), 2012 ¹ | 21,144 |
| Tonne-km by rail (million), 2015 ¹ | 11,130 |
| Tonne-km by Inland Waterways (million) | .. |

Road casualty statistics

| | |
|-------------------------------|---------|
| Fatalities, 2015 ² | 1,689 |
| Injured, 2015 ² | 134,455 |
| Injury accidents, 2015 | 97,756 |

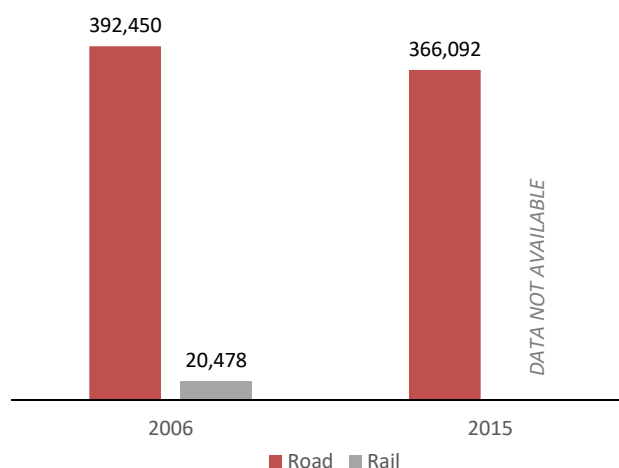
Road deaths per²

| | |
|------------------------------|----|
| Million inhabitants, 2015 | 36 |
| 100,000 passenger cars, 2015 | 8 |

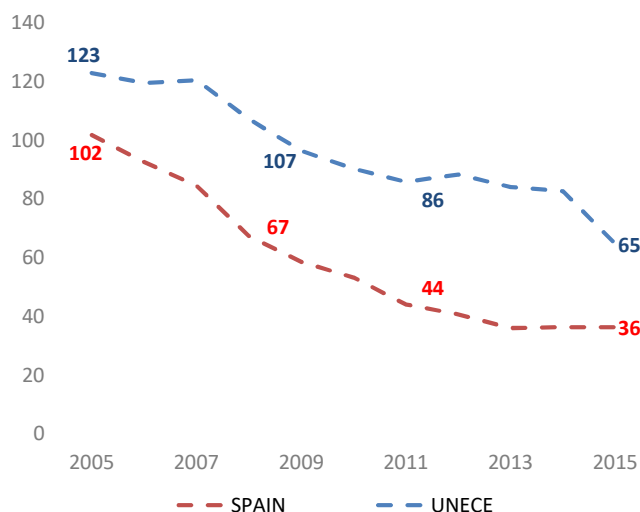
Severity of road traffic accidents²

| | |
|---|----|
| Fatalities per 1,000 injury accidents, 2015 | 17 |
|---|----|

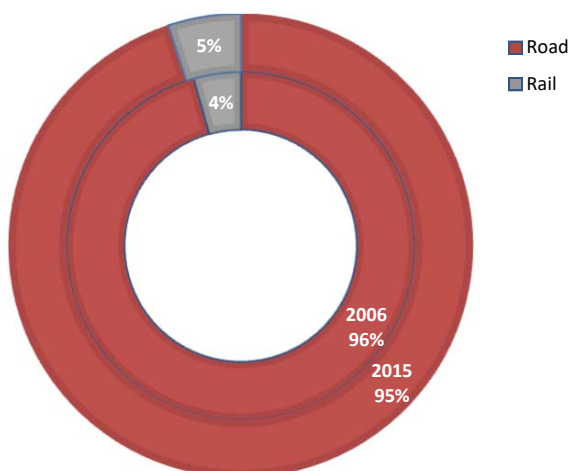
Passenger-km by road and by rail (million)¹



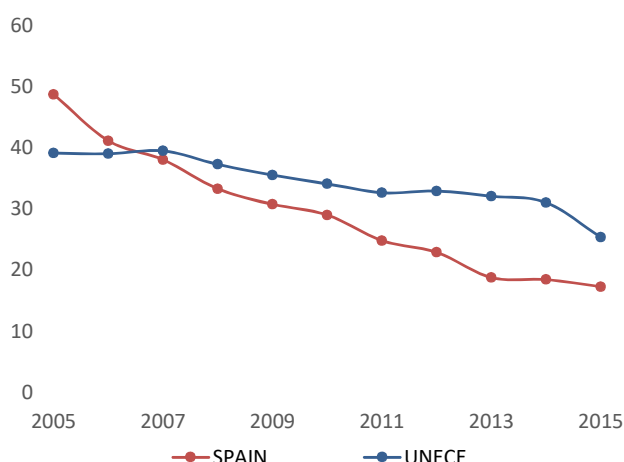
Road fatalities per million inhabitants²



Inland transport modal split - Freight (Tonne-km)¹



Severity of road traffic accidents (Fatalities per 1,000 injury accidents)²



Source: UNECE Transport Statistics Database.

Note: For road safety graphics, **UNECE** refers to the average value of ECE member States.

¹ Rail traffic refers to Renfe and ADIF only

² Persons are recorded as killed who die within 24 hours as a result of the accident; persons who die later are recorded as injured

- Not applicable / .. Not available.