

# Transport Statistics Infocard

## SLOVENIA



• Area: 20,253 km<sup>2</sup> • Inhabitants: 2,065,820 (2017)

Contracting Party to 24 UN Transport Conventions under the purview of UNECE Inland Transport Committee. Contracting Party to 8 UN Road Safety Conventions.

### Road and rail traffic

Number of passenger cars (thousand), 2016	1,097
Motorization rate (No. of passenger cars per thousand inhabitants), 2016	531
Passenger-km by road (million), 2010	28,819
Tonne-km by road (million), 2016	18,714
Passenger-km by rail (million), 2016	680
Tonne-km by rail (million), 2016	4,360
Tonne-km by Inland Waterways (million)	-

### Road casualty statistics

Fatalities, 2015	120
Injured, 2015	8,709
Injury accidents, 2015	6,578

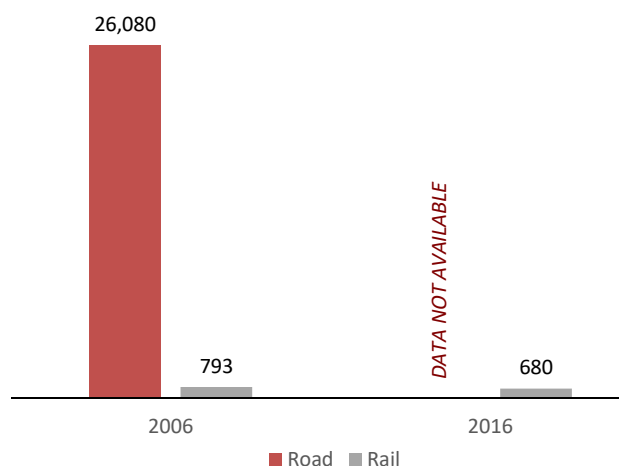
### Road deaths per

Million inhabitants, 2015	58
100,000 passenger cars, 2015	11

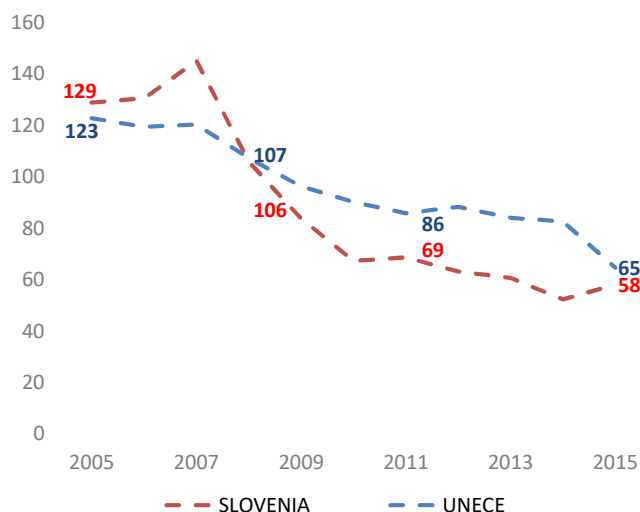
### Severity of road traffic accidents

Fatalities per 1,000 injury accidents, 2015	18
---	----

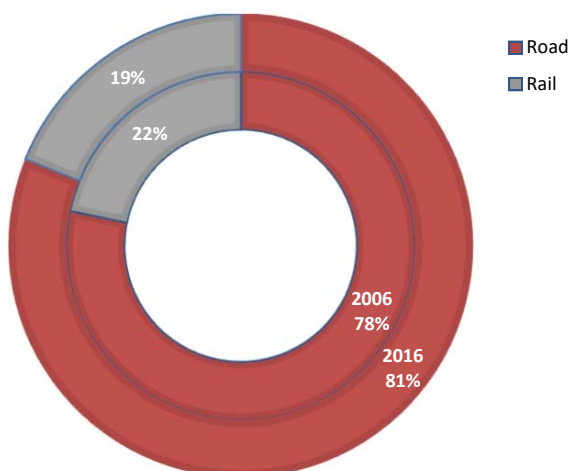
### Passenger-km by road and by rail (million)



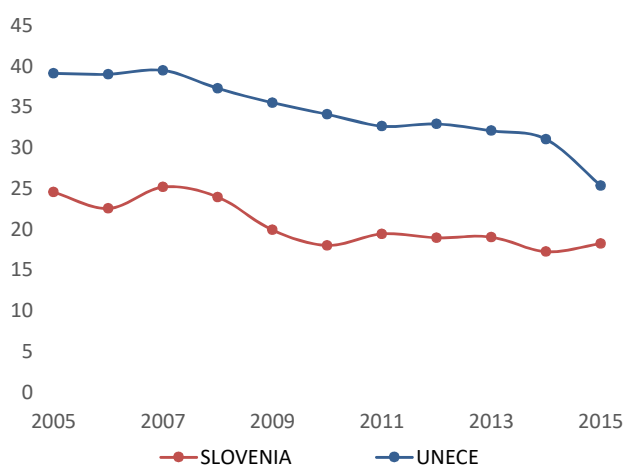
### Road fatalities per million inhabitants



### Inland transport modal split - Freight (Tonne-km)



### Severity of road traffic accidents (Fatalities per 1,000 injury accidents)



Source: UNECE Transport Statistics Database.

Note: For road safety graphics, UNECE refers to the average value of ECE member States.

- Not applicable / .. Not available.