

Transport Statistics Infocard

SLOVAKIA



• Area: 49,012 km² • Inhabitants: 5,438,390 (2017)

Contracting Party to 35 UN Transport Conventions under the purview of UNECE Inland Transport Committee. Contracting Party to 13 UN Road Safety Conventions.

Road and rail traffic

Number of passenger cars (thousand), 2016	2,122
Motorization rate (No. of passenger cars per thousand inhabitants), 2016	391
Passenger-km by road (million), 2016 ¹	5,987
Tonne-km by road (million), 2016	36,106
Passenger-km by rail (million), 2016	3,595
Tonne-km by rail (million), 2016	9,111
Tonne-km by Inland Waterways (million), 2016	903

Road casualty statistics

Fatalities, 2015	310
Injured, 2015	6,749
Injury accidents, 2015	5,172

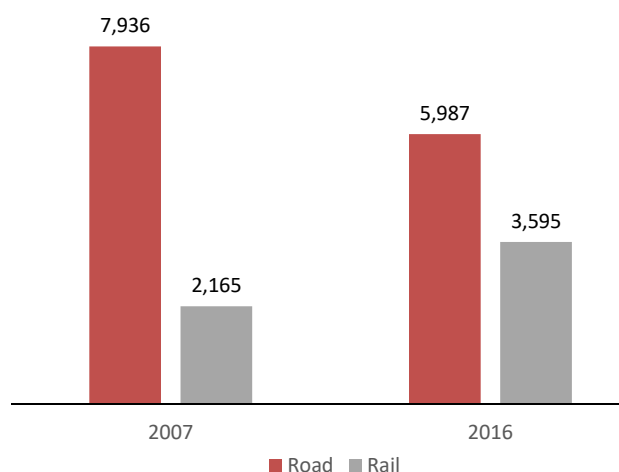
Road deaths per

Million inhabitants, 2015	57
100,000 passenger cars, 2015	15

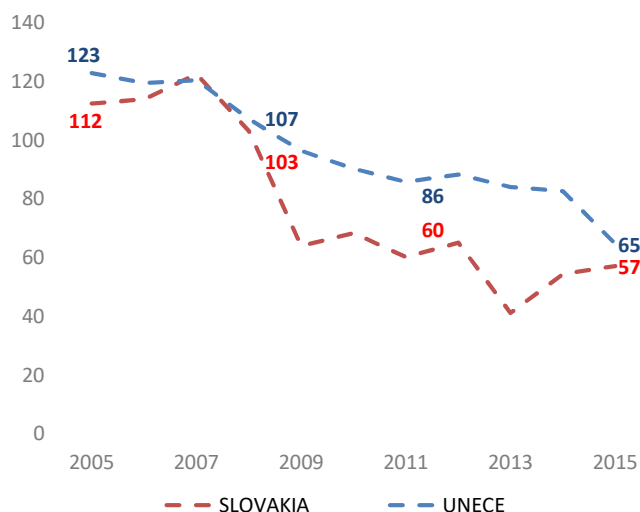
Severity of road traffic accidents

Fatalities per 1,000 injury accidents, 2015	60
---	----

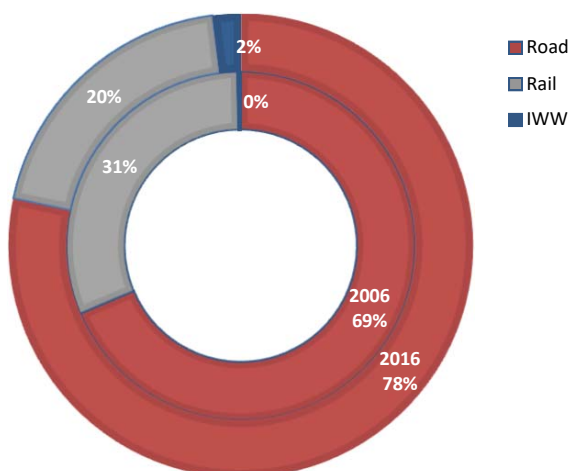
Passenger-km by road and by rail (million)¹



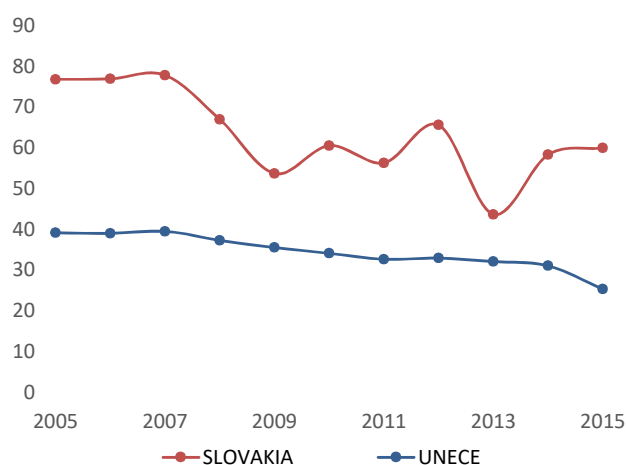
Road fatalities per million inhabitants



Inland transport modal split - Freight (Tonne-km)



Severity of road traffic accidents (Fatalities per 1,000 injury accidents)



Source: UNECE Transport Statistics Database.

Note: For road safety graphics, **UNECE** refers to the average value of ECE member States. IWW = Inland waterways

¹ Passenger kilometres by road refers to 'motor coaches, buses, etc'

- Not applicable / .. Not available.