

# Transport Statistics Infocard

## SERBIA



• Area: 88,361 km<sup>2</sup> • Inhabitants: 7,040,270 (2017)

Contracting Party to 41 UN Transport Conventions under the purview of UNECE Inland Transport Committee. Contracting Party to 16 UN Road Safety Conventions.

### Road and rail traffic

Number of passenger cars (thousand), 2014	1,797
Motorization rate (No. of passenger cars per thousand inhabitants), 2014	252
Passenger-km by road (million), 2014 <sup>1</sup>	4,223
Tonne-km by road (million), 2014	2,959
Passenger-km by rail (million), 2015	509
Tonne-km by rail (million), 2015	3,249
Tonne-km by Inland Waterways (million), 2015	865

### Road casualty statistics

Fatalities, 2016	607
Injured, 2016	20,655
Injury accidents, 2016	14,409

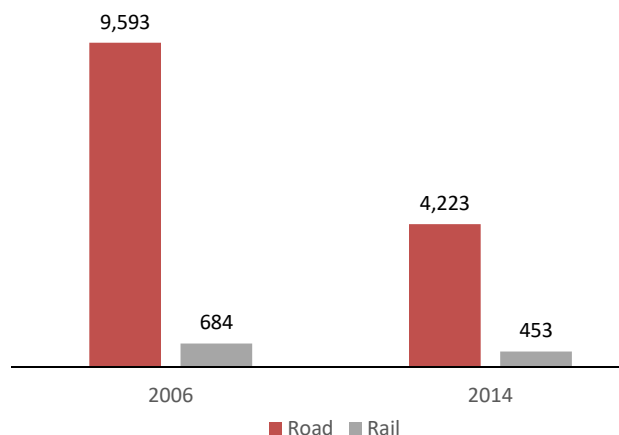
### Road deaths per

Million inhabitants, 2016	86
100,000 passenger cars, 2014	30

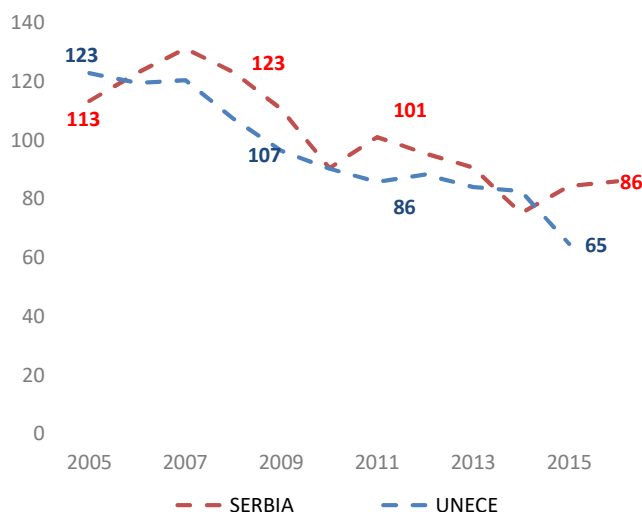
### Severity of road traffic accidents

Fatalities per 1,000 injury accidents, 2016	42
---	----

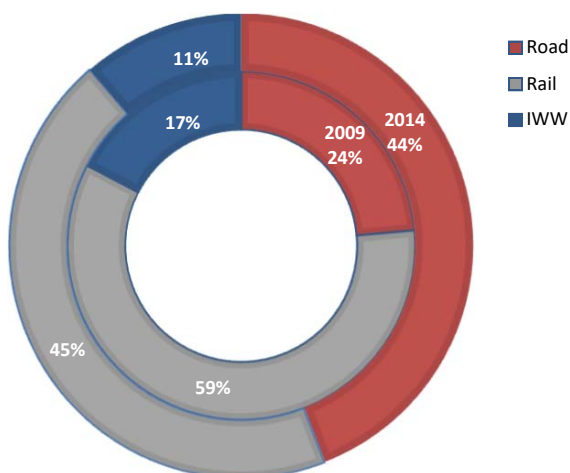
### Passenger-km by road and by rail (million)<sup>1</sup>



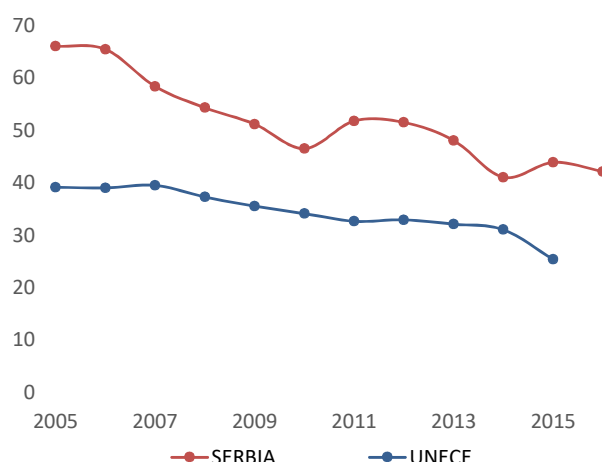
### Road fatalities per million inhabitants



### Inland transport modal split - Freight (Tonne-km)



### Severity of road traffic accidents (Fatalities per 1,000 injury accidents)



Source: UNECE Transport Statistics Database.

Note: For road safety graphics, **UNECE** refers to the average value of ECE member States. IWW = Inland waterways

<sup>1</sup> Passenger kilometres by road refers to transport by public buses

- Not applicable / .. Not available.