

Transport Statistics Infocard

RUSSIAN FEDERATION



• Area: 17,075,400 km² • Inhabitants: 143,500,000 (2013)

Contracting Party to 31 UN Transport Conventions under the purview of UNECE Inland Transport Committee. Contracting Party to 14 UN Road Safety Conventions.

Road and rail traffic

Number of passenger cars (thousand), 2015	44,253
Motorization rate (No. of passenger cars per thousand inhabitants), 2015	302
Passenger-km by road (million), 2016	123,509
Tonne-km by road (million), 2015	232,549
Passenger-km by rail (million), 2015	120,449
Tonne-km by rail (million), 2015	2,298,889
Tonne-km by Inland Waterways (million), 2015	60,359

Road casualty statistics

Fatalities, 2014	26,963
Injured, 2014	251,785
Injury accidents, 2014	199,720

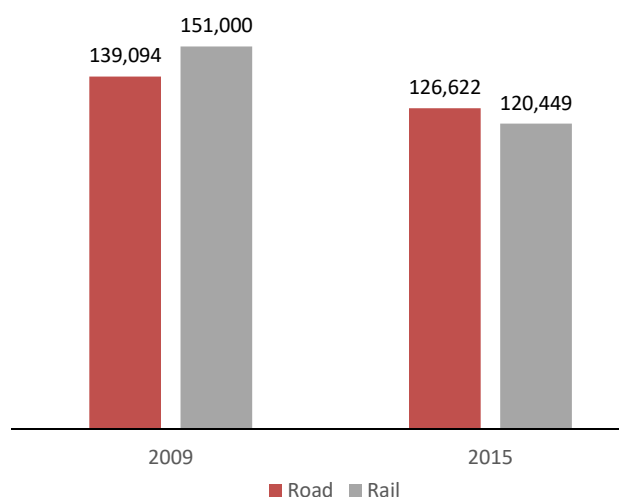
Road deaths per

Million inhabitants, 2014	186
100,000 passenger cars, 2014	62

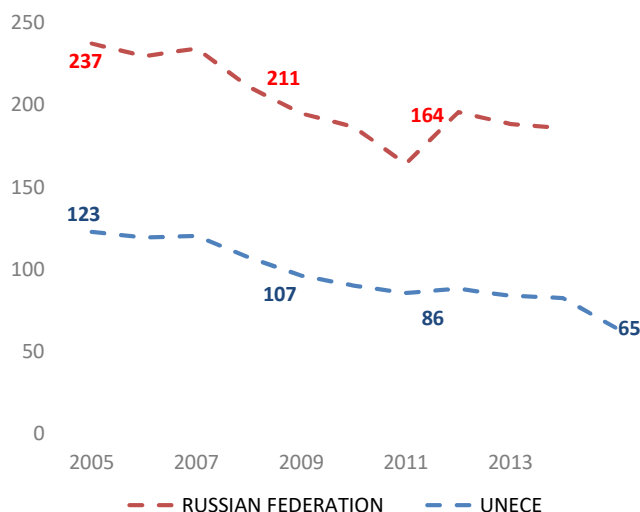
Severity of road traffic accidents

Fatalities per 1,000 injury accidents, 2014	135
---	-----

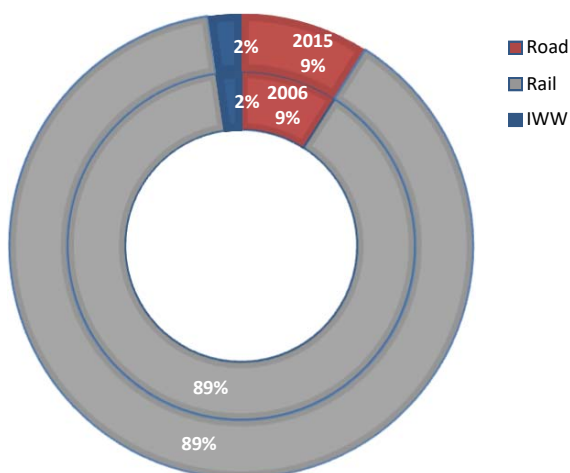
Passenger-km by road and by rail (million)



Road fatalities per million inhabitants



Inland transport modal split - Freight (Tonne-km)



Severity of road traffic accidents (Fatalities per 1,000 injury accidents)



Source: UNECE Transport Statistics Database.

Note: For road safety graphics, **UNECE** refers to the average value of ECE member States. IWW = Inland waterways
- Not applicable / ... Not available.