

ROMANIA



• Area: 238,391 km² • Inhabitants: 19,644,350 (2017)

Contracting Party to 36 UN Transport Conventions under the purview of UNECE Inland Transport Committee. Contracting Party to 13 UN Road Safety Conventions.

Road and rail traffic

Number of passenger cars (thousand), 2015	5,155
Motorization rate (No. of passenger cars per thousand inhabitants), 2015	260
Passenger-km by road (million), 2015	17,471
Tonne-km by road (million), 2016	48,175
Passenger-km by rail (million), 2015	5,149
Tonne-km by rail (million), 2015	13,673
Tonne-km by Inland Waterways (million), 2014	11,760

Road casualty statistics

Fatalities, 2015	1,893
Injured, 2015	36,807
Injury accidents, 2015	28,944

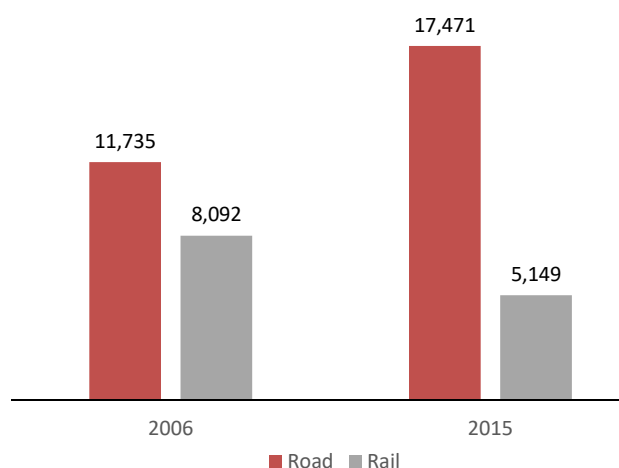
Road deaths per

Million inhabitants, 2015	96
100,000 passenger cars, 2015	37

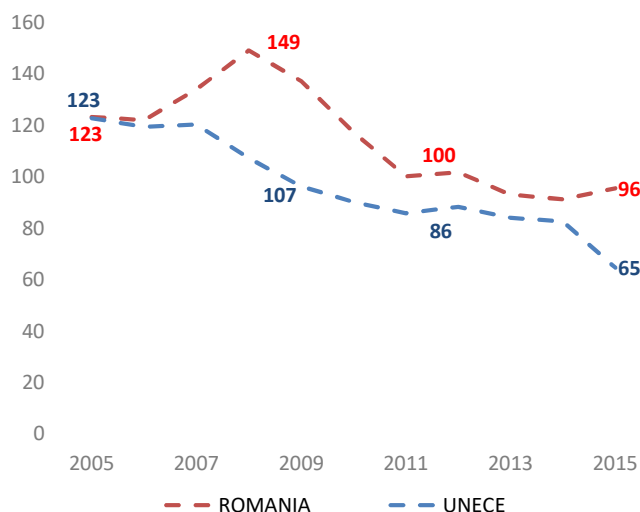
Severity of road traffic accidents

Fatalities per 1,000 injury accidents, 2015	65
---	----

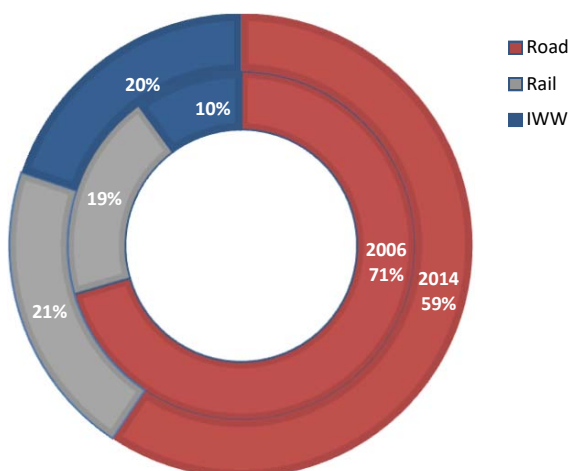
Passenger-km by road and by rail (million)



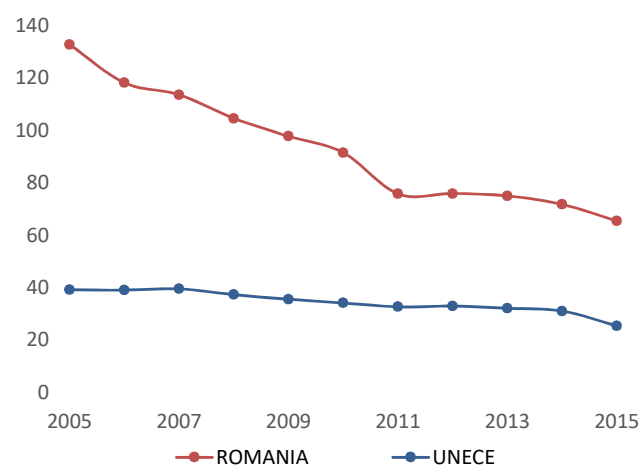
Road fatalities per million inhabitants



Inland transport modal split - Freight (Tonne-km)



Severity of road traffic accidents (Fatalities per 1,000 injury accidents)



Source: UNECE Transport Statistics Database.

Note: For road safety graphics, **UNECE** refers to the average value of ECE member States. IWW = Inland waterways

- Not applicable / .. Not available.