

# Transport Statistics Infocard

## PORTUGAL



• Area: 91,982 km<sup>2</sup> • Inhabitants: 10,300,300 (2017)

Contracting Party to 25 UN Transport Conventions under the purview of UNECE Inland Transport Committee. Contracting Party to 8 UN Road Safety Conventions.

### Road and rail traffic

Number of passenger cars (thousand), 2016	4,850
Motorization rate (No. of passenger cars per thousand inhabitants), 2016	470
Passenger-km by road (million)	..
Tonne-km by road (million), 2016 <sup>1</sup>	34,684
Passenger-km by rail (million), 2016	4,146
Tonne-km by rail (million), 2016	2,774
Tonne-km by Inland Waterways (million)	-

### Road casualty statistics

Fatalities, 2015 <sup>2</sup>	593
Injured, 2015 <sup>2</sup>	40,956
Injury accidents, 2015	31,953

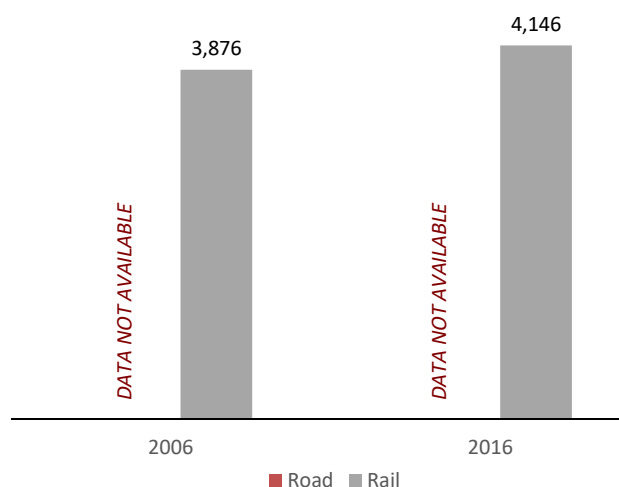
### Road deaths per<sup>2</sup>

Million inhabitants, 2015	57
100,000 passenger cars, 2015	13

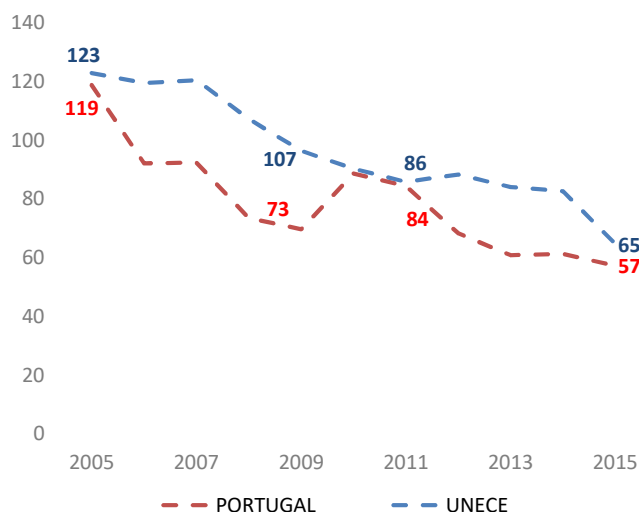
### Severity of road traffic accidents<sup>2</sup>

Fatalities per 1,000 injury accidents, 2015	19
---------------------------------------------	----

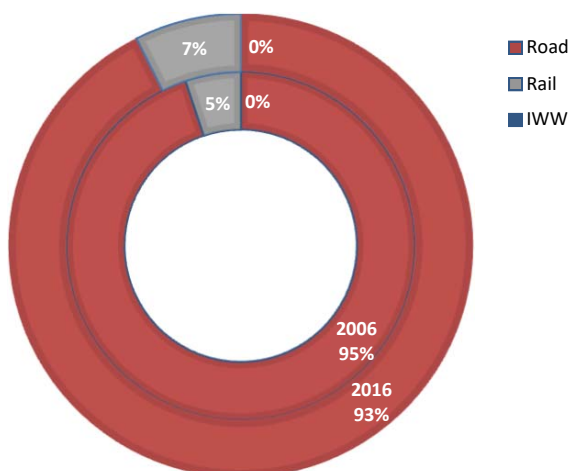
### Passenger-km by road and by rail (million)



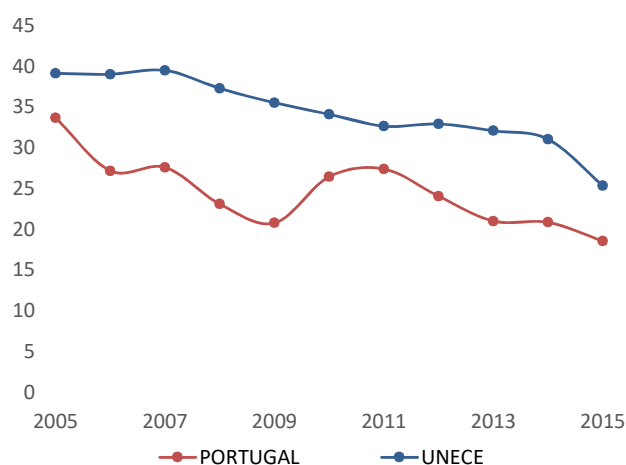
### Road fatalities per million inhabitants<sup>2</sup>



### Inland transport modal split - Freight (Tonne-km)<sup>1</sup>



### Severity of road traffic accidents (Fatalities per 1,000 injury accidents)<sup>2</sup>



Source: UNECE Transport Statistics Database.

Note: For road safety graphics, **UNECE** refers to the average value of ECE member States.

<sup>1</sup> Tonne-kilometres by road refers to only goods transported by heavy goods vehicles and road tractors.

<sup>2</sup> Persons are recorded as killed who die at the scene of the accident or during or immediately after transport from the scene of the accident; persons who die later are recorded as injured

- Not applicable / .. Not available.