

Transport Statistics Infocard

POLAND



• Area: 312,685 km² • Inhabitants: 38,422,000 (2017)

Contracting Party to 36 UN Transport Conventions under the purview of UNECE Inland Transport Committee. Contracting Party to 13 UN Road Safety Conventions.

Road and rail traffic

Number of passenger cars (thousand), 2016	21,675
Motorization rate (No. of passenger cars per thousand inhabitants), 2016	564
Passenger-km by road (million), 2016	244,511
Tonne-km by road (million), 2016	290,749
Passenger-km by rail (million), 2016	19,175
Tonne-km by rail (million), 2016	50,650
Tonne-km by Inland Waterways (million), 2016	105

Road casualty statistics

Fatalities, 2015	2,938
Injured, 2015	39,778
Injury accidents, 2015	32,967

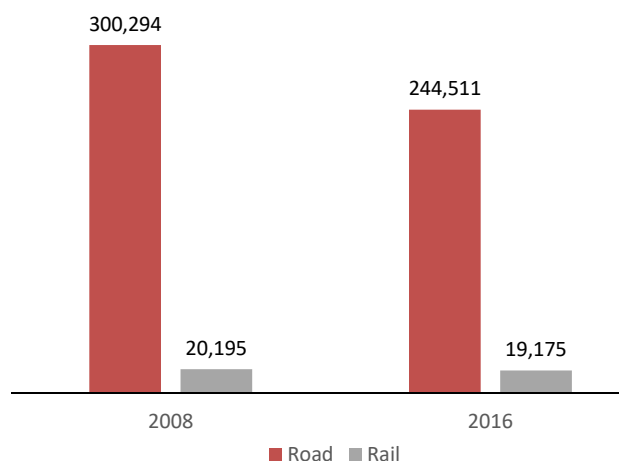
Road deaths per

Million inhabitants, 2015	76
100,000 passenger cars, 2015	14

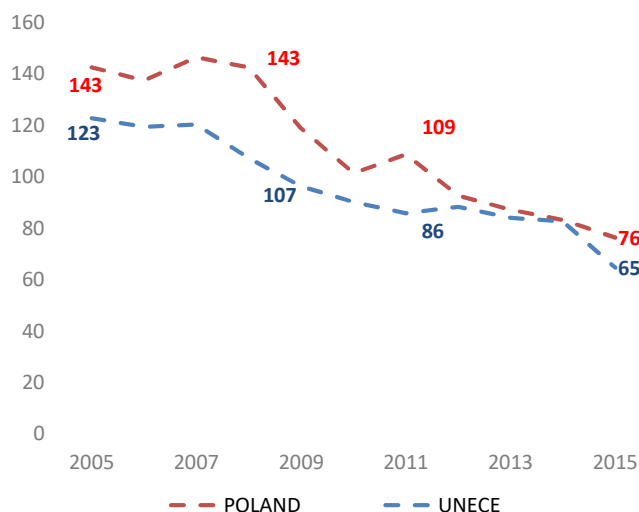
Severity of road traffic accidents

Fatalities per 1,000 injury accidents, 2015	89
---	----

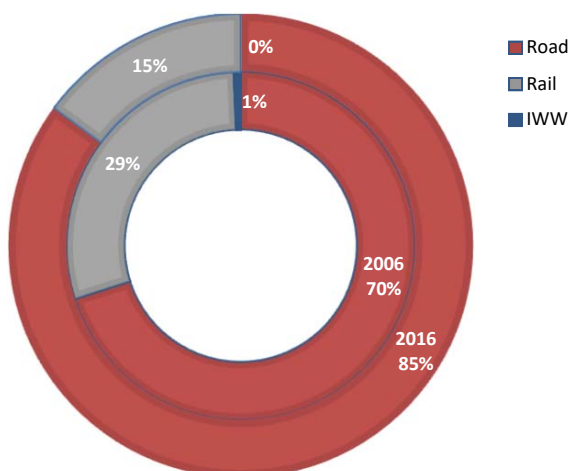
Passenger-km by road and by rail (million)



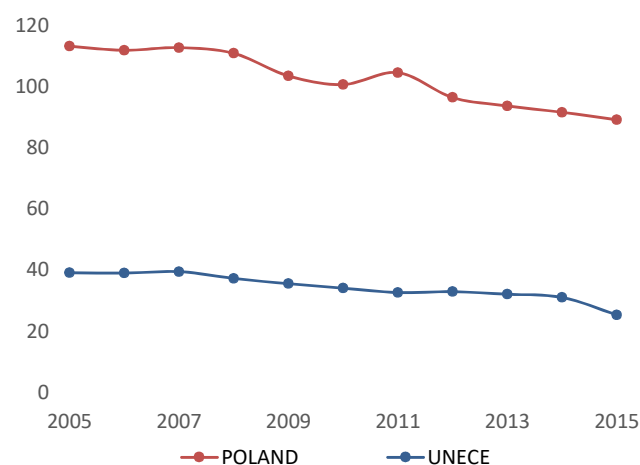
Road fatalities per million inhabitants



Inland transport modal split - Freight (Tonne-km)



Severity of road traffic accidents (Fatalities per 1,000 injury accidents)



Source: UNECE Transport Statistics Database.

Note: For road safety graphics, UNECE refers to the average value of ECE member States. IWW = Inland waterways

- Not applicable / .. Not available.