

Transport Statistics Infocard

NORWAY



• Area: 323,759 km² • Inhabitants: 5,277,000 (2017)

Contracting Party to 28 UN Transport Conventions under the purview of UNECE Inland Transport Committee. Contracting Party to 9 UN Road Safety Conventions.

Road and rail traffic

Number of passenger cars (thousand), 2015	2,610
Motorization rate (No. of passenger cars per thousand inhabitants), 2015	503
Passenger-km by road (million), 2014	68,786
Tonne-km by road (million), 2015 ¹	23,144
Passenger-km by rail (million), 2016	3,695
Tonne-km by rail (million), 2016	3,668
Tonne-km by Inland Waterways (million)	..

Road casualty statistics

Fatalities, 2015	117
Injured, 2015	5,523
Injury accidents, 2015	4,563

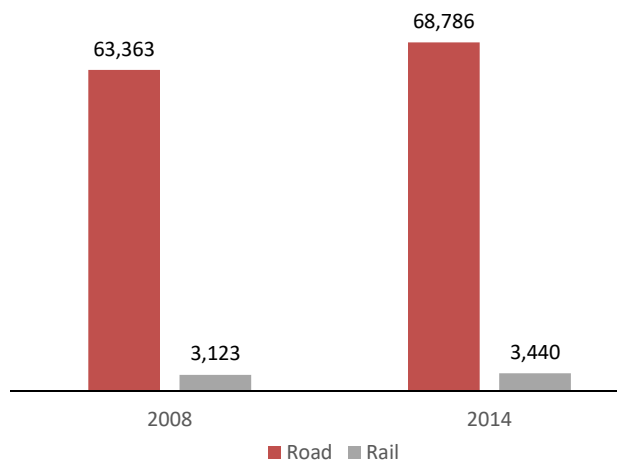
Road deaths per

Million inhabitants, 2015	23
100,000 passenger cars, 2015	4

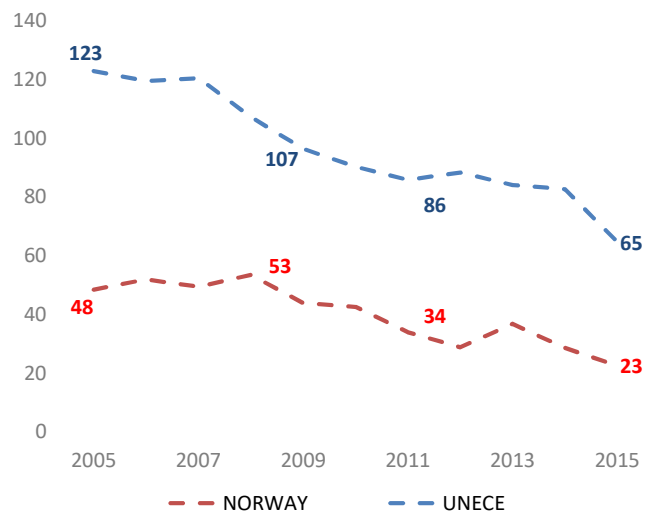
Severity of road traffic accidents

Fatalities per 1,000 injury accidents, 2015	26
---	----

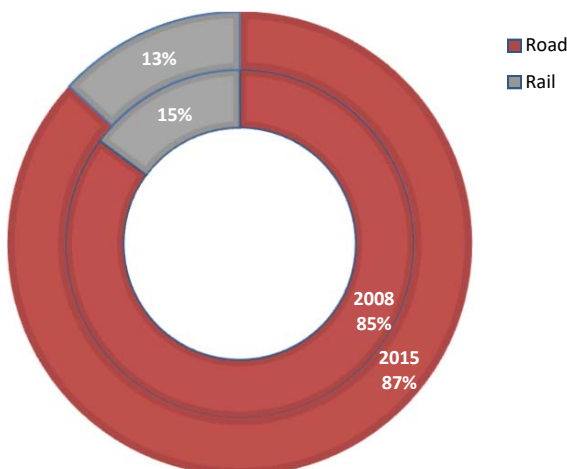
Passenger-km by road and by rail (million)



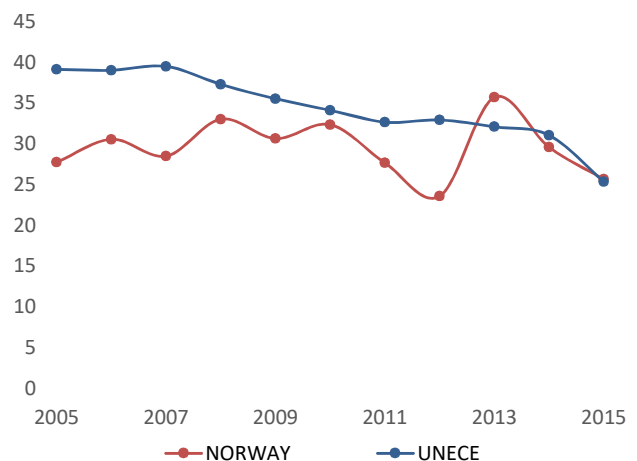
Road fatalities per million inhabitants



Inland transport modal split - Freight (Tonne-km)¹



Severity of road traffic accidents (Fatalities per 1,000 injury accidents)



Source: UNECE Transport Statistics Database.

Note: For road safety graphics, **UNECE** refers to the average value of ECE member States.

¹ Tonne-kilometres by road refer to only goods carried by Norwegian lorries with carrying capacity of 3.5 tonnes or more

- Not applicable / .. Not available.