

Transport Statistics Infocard

LUXEMBOURG



• Area: 2,586 km² • Inhabitants: 596,980 (2017)

Contracting Party to 44 UN Transport Conventions under the purview of UNECE Inland Transport Committee. Contracting Party to 17 UN Road Safety Conventions.

Road and rail traffic

Number of passenger cars (thousand), 2016	391
Motorization rate (No. of passenger cars per thousand inhabitants), 2016	669
Passenger-km by road (million)	..
Tonne-km by road (million), 2012	6,550
Passenger-km by rail (million), 2015	418
Tonne-km by rail (million), 2015	207
Tonne-km by Inland Waterways (million), 2015	235

Road casualty statistics

Fatalities, 2015	36
Injured, 2015	1,348
Injury accidents, 2015	983

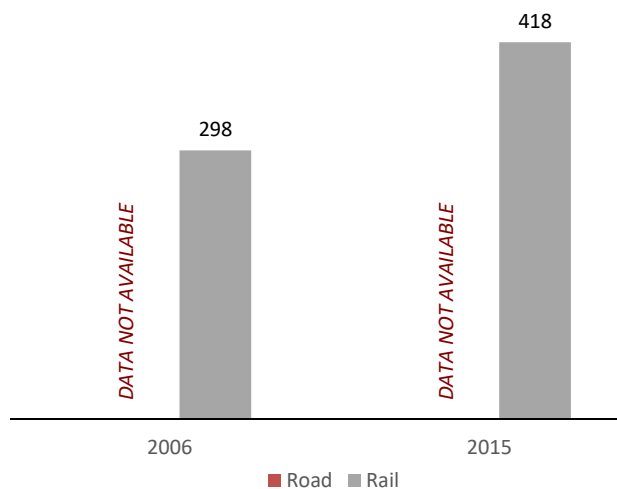
Road deaths per

Million inhabitants, 2015	63
100,000 passenger cars, 2015	9

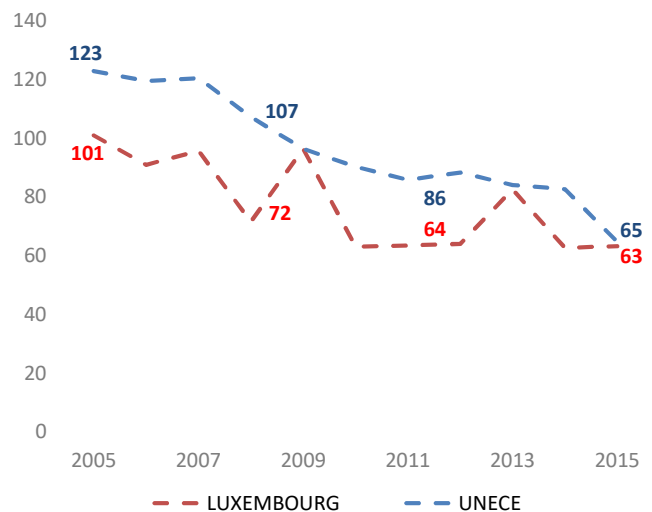
Severity of road traffic accidents

Fatalities per 1,000 injury accidents, 2015	37
---------------------------------------------	----

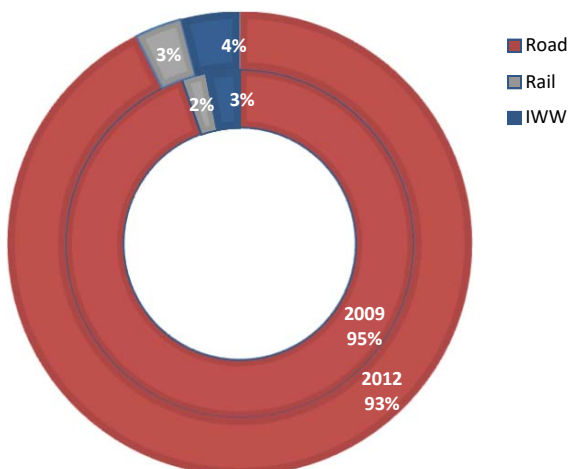
Passenger-km by road and by rail (million)



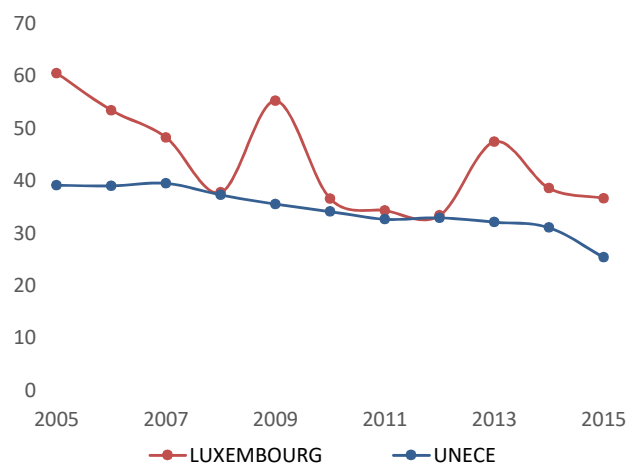
Road fatalities per million inhabitants



Inland transport modal split - Freight (Tonne-km)



Severity of road traffic accidents (Fatalities per 1,000 injury accidents)



Source: UNECE Transport Statistics Database.

Note: For road safety graphics, **UNECE** refers to the average value of ECE member States. IWW = Inland waterways
 - Not applicable / .. Not available.