

Transport Statistics Infocard

LITHUANIA



• Area: 65,300 km² • Inhabitants: 2,822,280 (2017)

Contracting Party to 25 UN Transport Conventions under the purview of UNECE Inland Transport Committee. Contracting Party to 10 UN Road Safety Conventions.

Road and rail traffic

Number of passenger cars (thousand), 2016	1,299
Motorization rate (No. of passenger cars per thousand inhabitants), 2016	453
Passenger-km by road (million), 2016	28,674
Tonne-km by road (million), 2016	30,974
Passenger-km by rail (million), 2016	280
Tonne-km by rail (million), 2016	13,790
Tonne-km by Inland Waterways (million), 2016	0

Road casualty statistics

Fatalities, 2015	242
Injured, 2015	3,594
Injury accidents, 2015	3,031

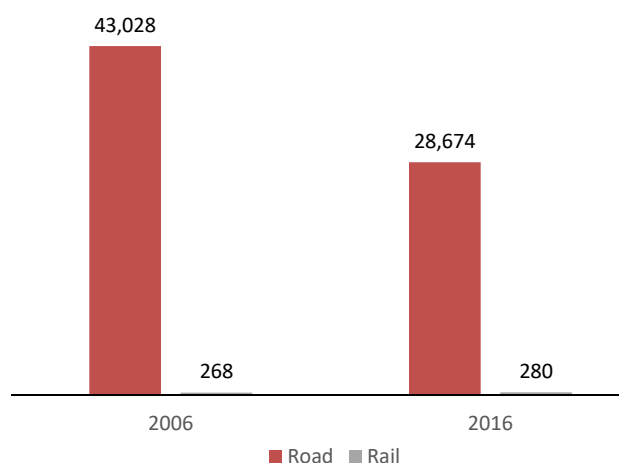
Road deaths per

Million inhabitants, 2015	83
100,000 passenger cars, 2015	19

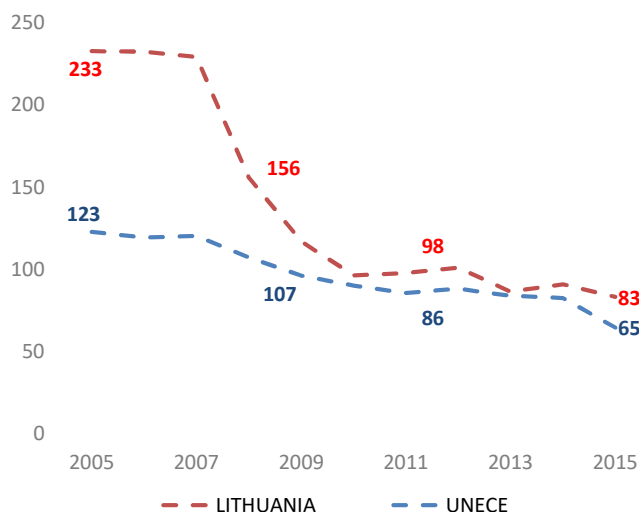
Severity of road traffic accidents

Fatalities per 1,000 injury accidents, 2015	80
---	----

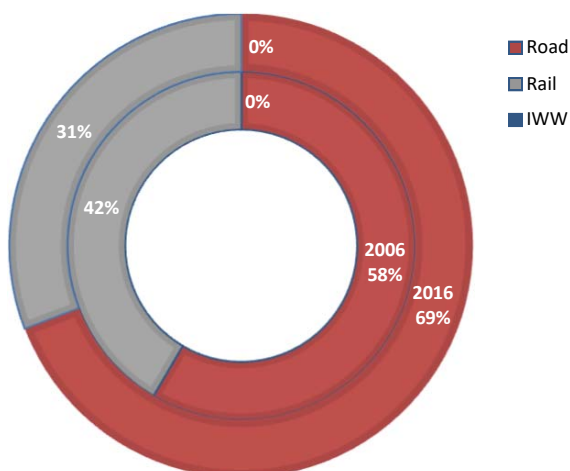
Passenger-km by road and by rail (million)



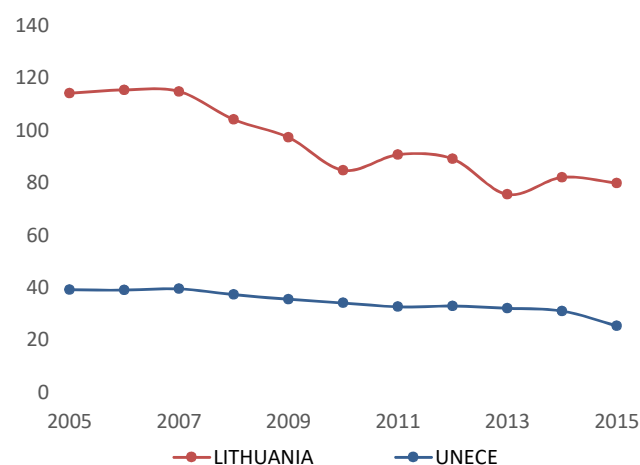
Road fatalities per million inhabitants



Inland transport modal split - Freight (Tonne-km)



Severity of road traffic accidents (Fatalities per 1,000 injury accidents)



Source: UNECE Transport Statistics Database.

Note: For road safety graphics, **UNECE** refers to the average value of ECE member States. IWW = Inland waterways
- Not applicable / .. Not available.