

Transport Statistics Infocard

KYRGYZSTAN



• Area: 199,900 km² • Inhabitants: 6,045,117 (2017)

Contracting Party to 11 UN Transport Conventions under the purview of UNECE Inland Transport Committee. Contracting Party to 4 UN Road Safety Conventions.

Road and rail traffic

Number of passenger cars (thousand), 2008	305
Motorization rate (No. of passenger cars per thousand inhabitants), 2008	58
Passenger-km by road (million), 2012	7,943
Tonne-km by road (million), 2012	1,143
Passenger-km by rail (million), 2012	76
Tonne-km by rail (million), 2012	923
Tonne-km by Inland Waterways (million), 2012	2

Road casualty statistics

Fatalities, 2014	1,022
Injured, 2014	10,510
Injury accidents, 2014	7,119

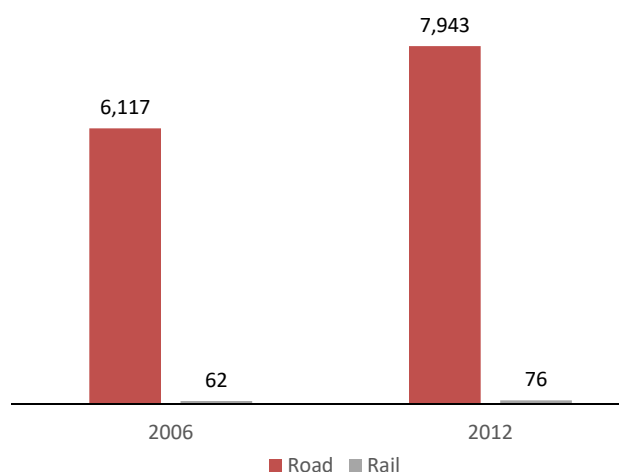
Road deaths per

Million inhabitants, 2014	175
100,000 passenger cars, 2008	373

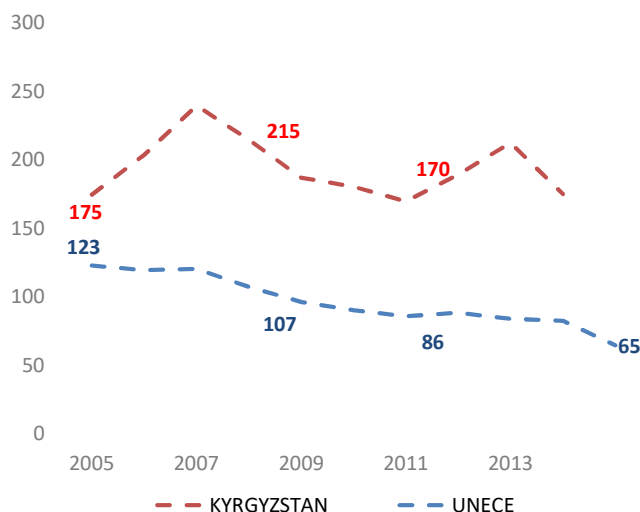
Severity of road traffic accidents

Fatalities per 1,000 injury accidents, 2014	144
---	-----

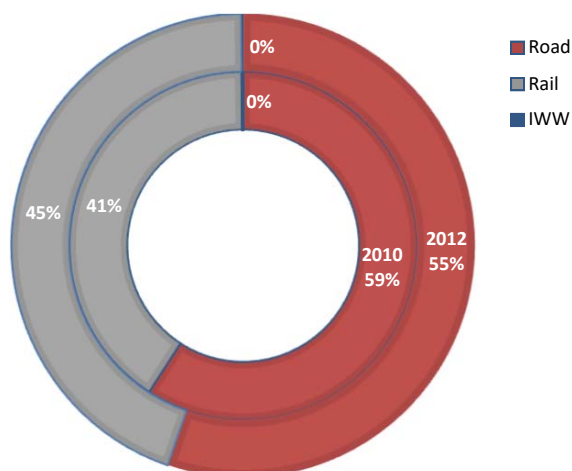
Passenger-km by road and by rail (million)



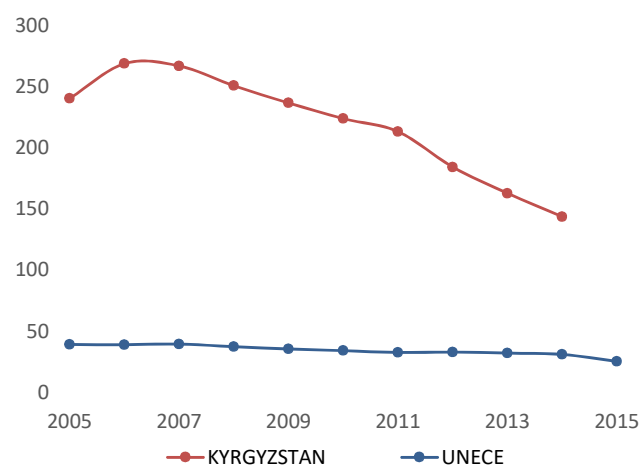
Road fatalities per million inhabitants



Inland transport modal split - Freight (Tonne-km)



Severity of road traffic accidents (Fatalities per 1,000 injury accidents)



Source: UNECE Transport Statistics Database.

Note: For road safety graphics, **UNECE** refers to the average value of ECE member States. IWW = Inland waterways
- Not applicable / .. Not available.