


# Transport Statistics Infocard

## ITALY



• Area: 301,337 km<sup>2</sup> • Inhabitants: 60,542,100 (2017)

Contracting Party to 36 UN Transport Conventions under the purview of UNECE Inland Transport Committee. Contracting Party to 15 UN Road Safety Conventions.

### Road and rail traffic

Number of passenger cars (thousand), 2016	37,876
Motorization rate (No. of passenger cars per thousand inhabitants), 2016	625
Passenger-km by road (million), 2016	847,953
Tonne-km by road (million), 2016	112,639
Passenger-km by rail (million), 2016	52,178
Tonne-km by rail (million), 2016	22,394
Tonne-km by Inland Waterways (million), 2015	62

### Road casualty statistics

Fatalities, 2015	3,428
Injured, 2015	246,920
Injury accidents, 2015	174,539

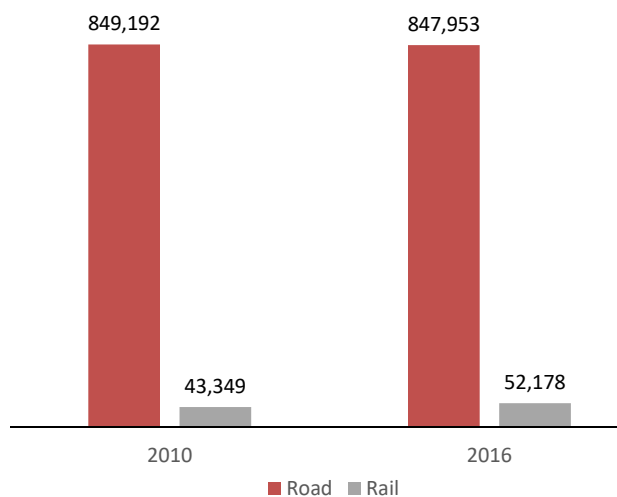
### Road deaths per

Million inhabitants, 2015	56
100,000 passenger cars, 2014	9

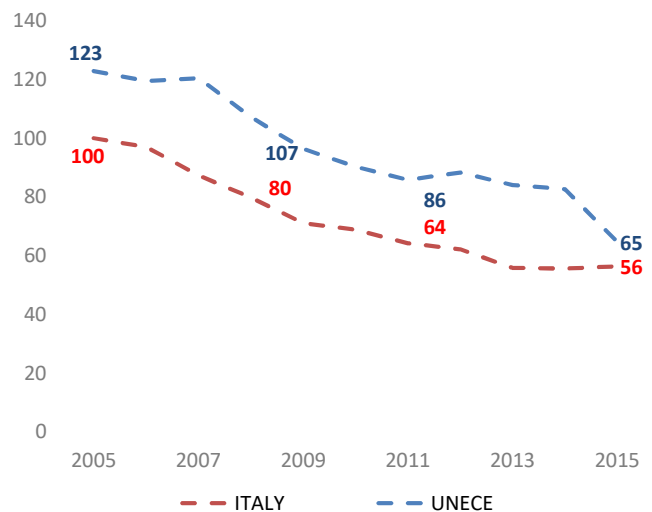
### Severity of road traffic accidents

Fatalities per 1,000 injury accidents, 2015	20
---------------------------------------------	----

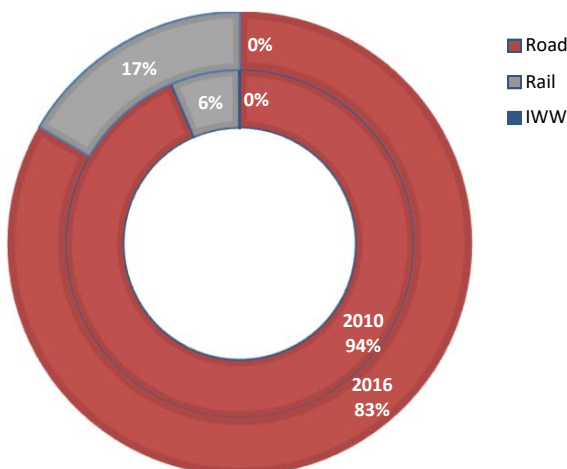
### Passenger-km by road and by rail (million)



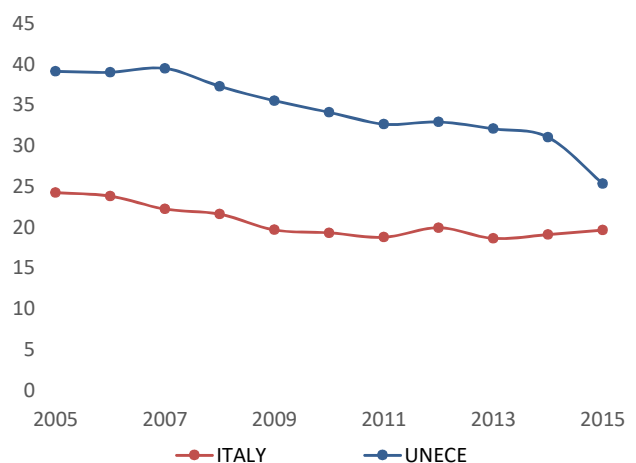
### Road fatalities per million inhabitants



### Inland transport modal split - Freight (Tonne-km)



### Severity of road traffic accidents (Fatalities per 1,000 injury accidents)



Source: UNECE Transport Statistics Database.

Note: For road safety graphics, UNECE refers to the average value of ECE member States. IWW = Inland waterways

- Not applicable / .. Not available.