

Transport Statistics Infocard

IRELAND



• Area: 70,273 km² • Inhabitants: 4,802,270 (2017)

Contracting Party to 19 UN Transport Conventions under the purview of UNECE Inland Transport Committee. Contracting Party to 4 UN Road Safety Conventions.

Road and rail traffic

Number of passenger cars (thousand), 2016	2,103
Motorization rate (No. of passenger cars per thousand inhabitants), 2016	443
Passenger-km by road (million), 2011	33,686
Tonne-km by road (million), 2016	11,564
Passenger-km by rail (million), 2016	2,173
Tonne-km by rail (million), 2016	101
Tonne-km by Inland Waterways (million)	-

Road casualty statistics

Fatalities, 2014	193
Injured, 2013	6,919
Injury accidents, 2013	4,976

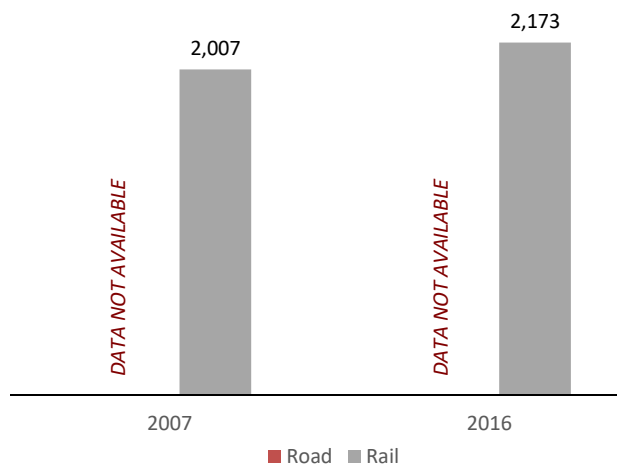
Road deaths per

Million inhabitants, 2014	41
100,000 passenger cars, 2014	10

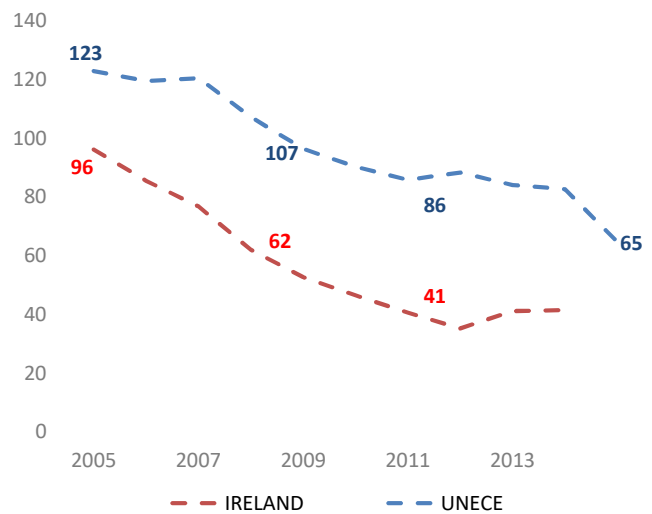
Severity of road traffic accidents

Fatalities per 1,000 injury accidents, 2013	38
---	----

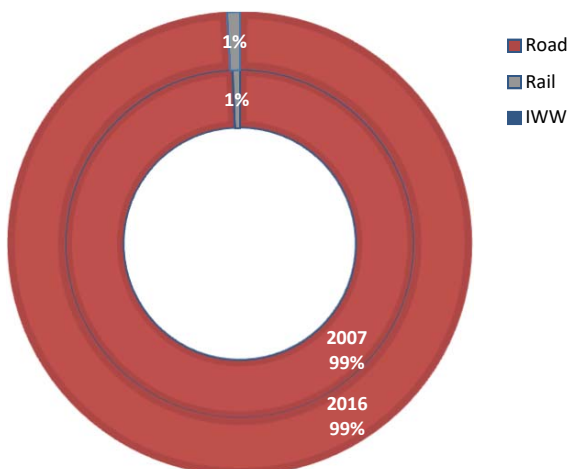
Passenger-km by road and by rail (million)



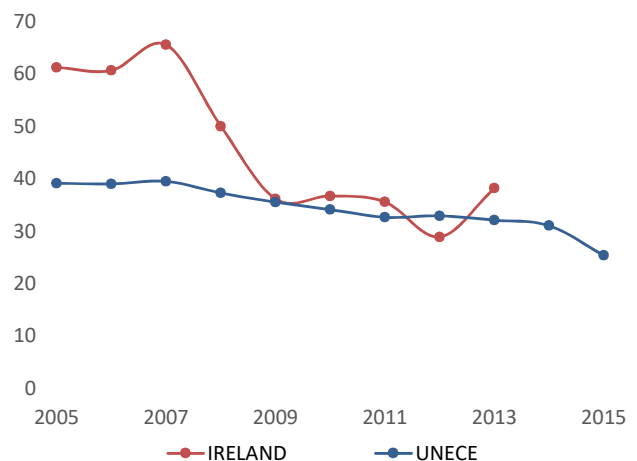
Road fatalities per million inhabitants



Inland transport modal split - Freight (Tonne-km)



Severity of road traffic accidents (Fatalities per 1,000 injury accidents)



Source: UNECE Transport Statistics Database.

Note: For road safety graphics, UNECE refers to the average value of ECE member States.

- Not applicable / .. Not available.