

Transport Statistics Infocard

ICELAND



• Area: 103,000 km² • Inhabitants: 343,400 (2017)

Contracting Party to 2 UN Transport Conventions under the purview of UNECE Inland Transport Committee. Contracting Party to 2 UN Road Safety Conventions.

Road and rail traffic

Number of passenger cars (thousand), 2016	240
Motorization rate (No. of passenger cars per thousand inhabitants), 2016	717
Passenger-km by road (million), 2016	7,301
Tonne-km by road (million), 2005	815
Passenger-km by rail (million)	-
Tonne-km by rail (million)	-
Tonne-km by Inland Waterways (million)	-

Road casualty statistics

Fatalities, 2015	16
Injured, 2015	1,308
Injury accidents, 2015	912

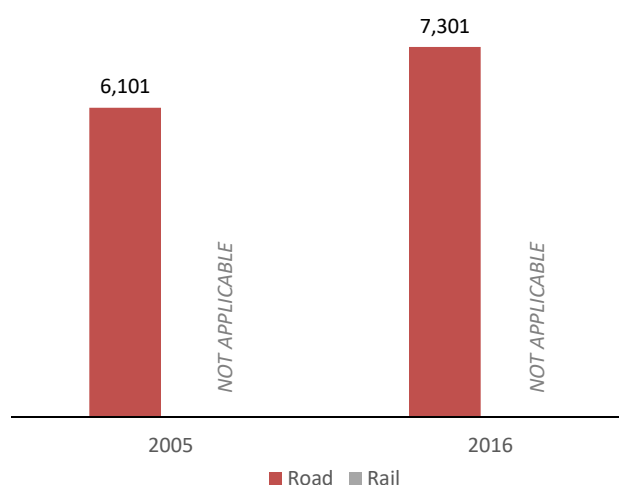
Road deaths per

Million inhabitants, 2015	48
100,000 passenger cars, 2015	7

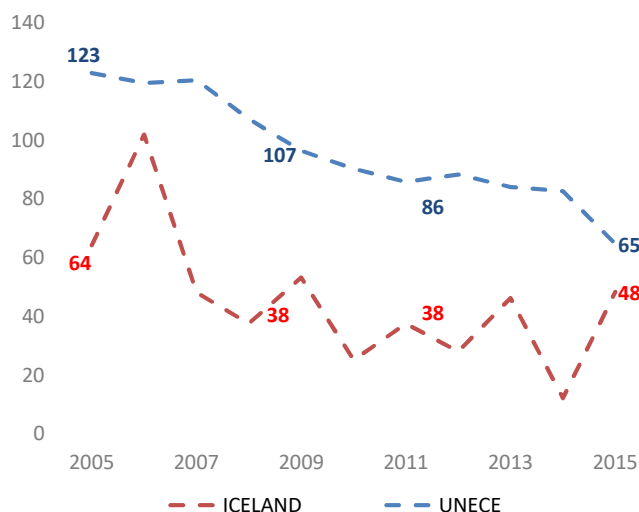
Severity of road traffic accidents

Fatalities per 1,000 injury accidents, 2015	18
---	----

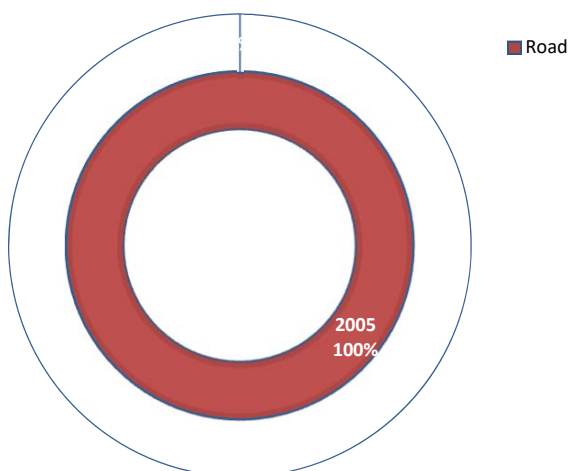
Passenger-km by road and by rail (million)



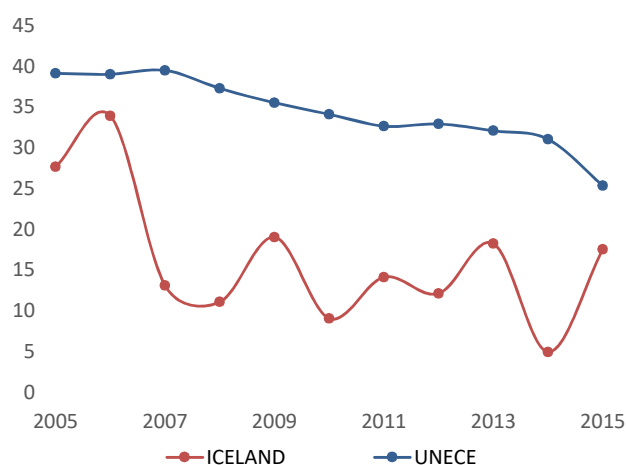
Road fatalities per million inhabitants



Inland transport modal split - Freight (Tonne-km)



Severity of road traffic accidents (Fatalities per 1,000 injury accidents)



Source: UNECE Transport Statistics Database.

Note: For road safety graphics, UNECE refers to the average value of ECE member States.

- Not applicable / .. Not available.