

Transport Statistics Infocard

HUNGARY



• Area: 93,030 km² • Inhabitants: 9,784,120 (2017)

Contracting Party to 38 UN Transport Conventions under the purview of UNECE Inland Transport Committee. Contracting Party to 16 UN Road Safety Conventions.

Road and rail traffic

Number of passenger cars (thousand), 2016	3,313
Motorization rate (No. of passenger cars per thousand inhabitants), 2016	338
Passenger-km by road (million), 2012 ¹	51,793
Tonne-km by road (million), 2016	40,006
Passenger-km by rail (million), 2016	7,653
Tonne-km by rail (million), 2016	10,528
Tonne-km by Inland Waterways (million), 2016	1,975

Road casualty statistics

Fatalities, 2015	644
Injured, 2015	20,899
Injury accidents, 2015	16,331

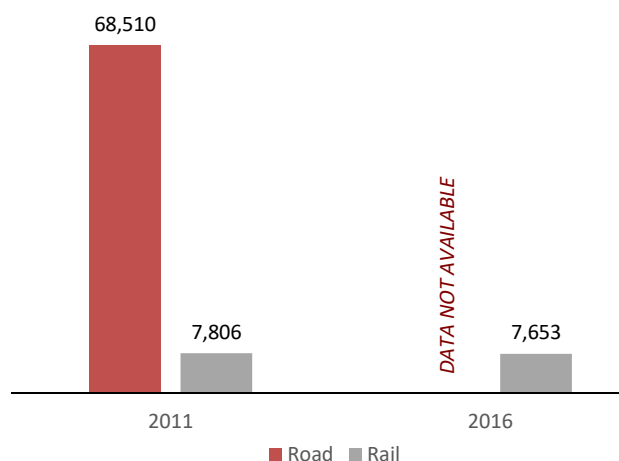
Road deaths per

Million inhabitants, 2015	65
100,000 passenger cars, 2015	20

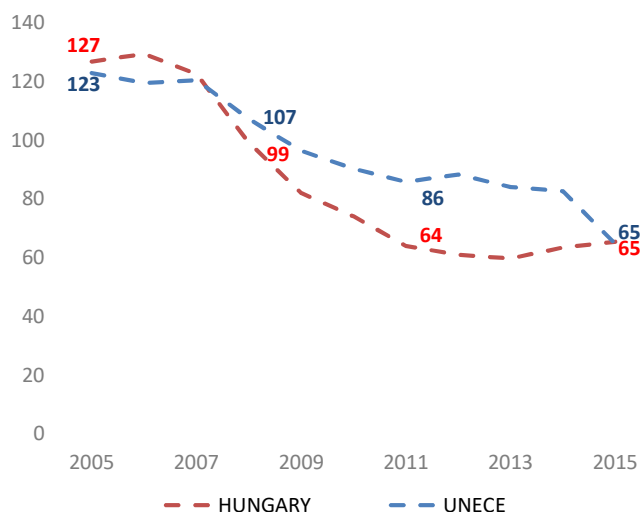
Severity of road traffic accidents

Fatalities per 1,000 injury accidents, 2015	39
---	----

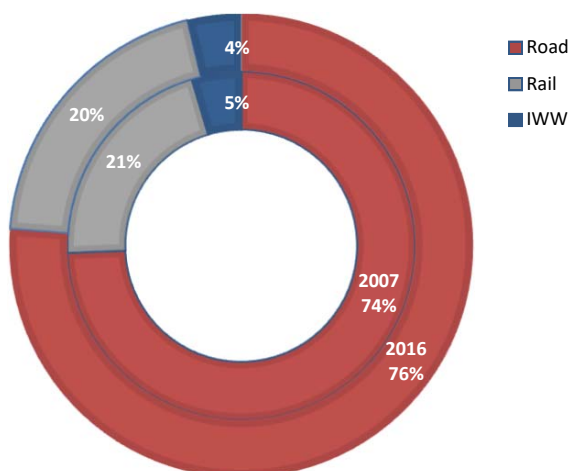
Passenger-km by road and by rail (million)¹



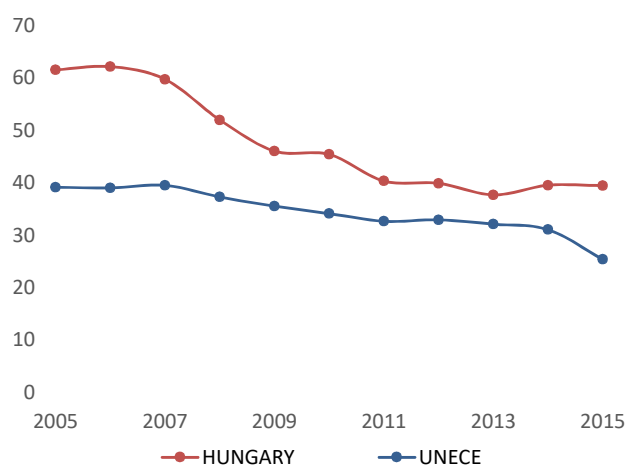
Road fatalities per million inhabitants



Inland transport modal split - Freight (Tonne-km)



Severity of road traffic accidents (Fatalities per 1,000 injury accidents)



Source: UNECE Transport Statistics Database.

Note: For road safety graphics, UNECE refers to the average value of ECE member States. IWW = Inland waterways

¹ Does not include international transport by bus or mini buses

- Not applicable / .. Not available.