

Transport Statistics Infocard

GEORGIA



• Area: 69,700 km² • Inhabitants: 3,728,004 (2017)

Contracting Party to 17 UN Transport Conventions under the purview of UNECE Inland Transport Committee. Contracting Party to 10 UN Road Safety Conventions.

Road and rail traffic

Number of passenger cars (thousand), 2014	821
Motorization rate (No. of passenger cars per thousand inhabitants), 2014	200
Passenger-km by road (million), 2016	6,945
Tonne-km by road (million), 2016	674
Passenger-km by rail (million), 2016	545
Tonne-km by rail (million), 2016	3,423
Tonne-km by Inland Waterways (million)	..

Road casualty statistics

Fatalities, 2016	581
Injured, 2016	9,951
Injury accidents, 2016	6,939

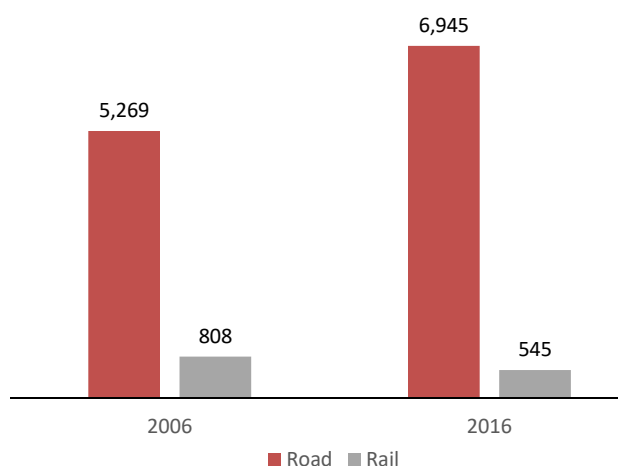
Road deaths per

Million inhabitants, 2016	156
100,000 passenger cars, 2014	62

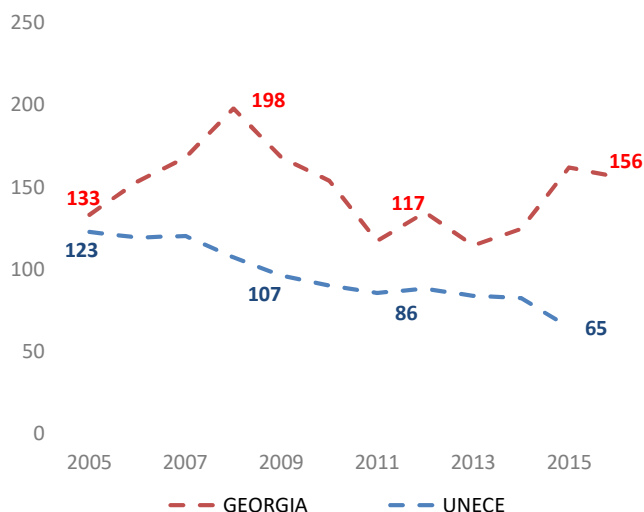
Severity of road traffic accidents

Fatalities per 1,000 injury accidents, 2016	84
---	----

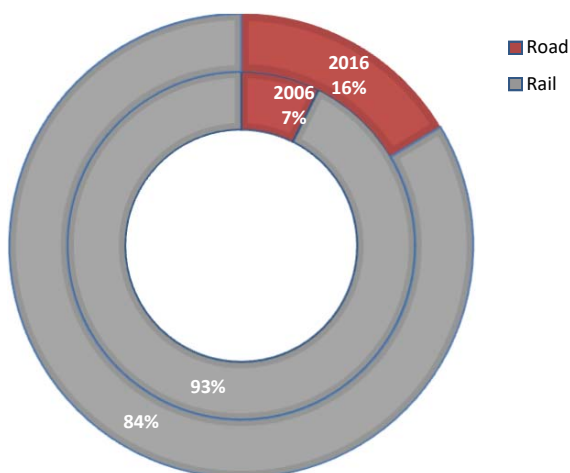
Passenger-km by road and by rail (million)



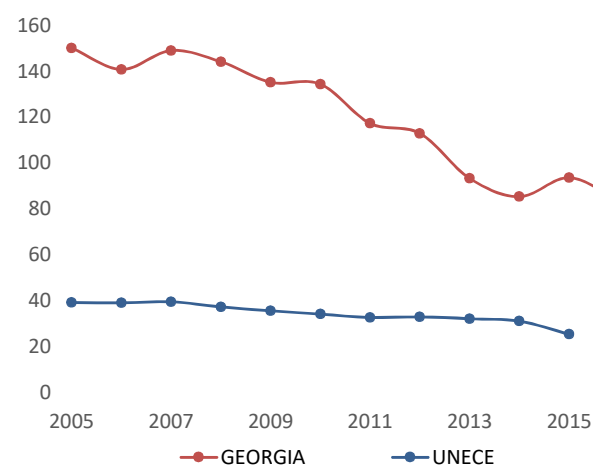
Road fatalities per million inhabitants



Inland transport modal split - Freight (Tonne-km)



Severity of road traffic accidents (Fatalities per 1,000 injury accidents)



Source: UNECE Transport Statistics Database.

Note: For road safety graphics, UNECE refers to the average value of ECE member States.

- Not applicable / .. Not available.