

Transport Statistics Infocard

FRANCE



• Area: 551,500 km² • Inhabitants: 67,106,000 (2017)

Contracting Party to 39 UN Transport Conventions under the purview of UNECE Inland Transport Committee. Contracting Party to 14 UN Road Safety Conventions.

Road and rail traffic

Number of passenger cars (thousand), 2016	32,076
Motorization rate (No. of passenger cars per thousand inhabitants), 2016	480
Passenger-km by road (million), 2016	852,702
Tonne-km by road (million), 2016	155,811
Passenger-km by rail (million), 2016	90,324
Tonne-km by rail (million), 2016	32,569
Tonne-km by Inland Waterways (million), 2016	8,135

Road casualty statistics

Fatalities, 2015	3,459
Injured, 2015	70,774
Injury accidents, 2015	56,600

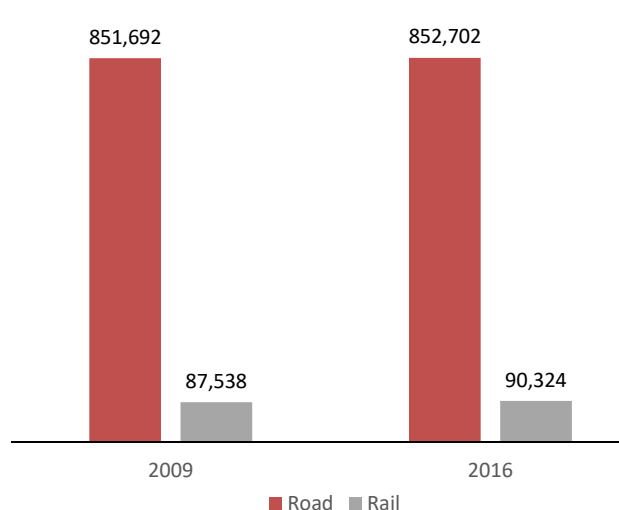
Road deaths per

Million inhabitants, 2015	52
100,000 passenger cars, 2015	11

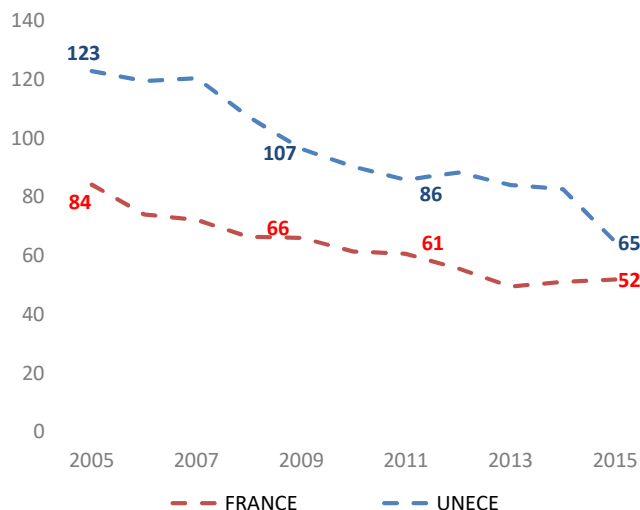
Severity of road traffic accidents

Fatalities per 1,000 injury accidents, 2015	61
---	----

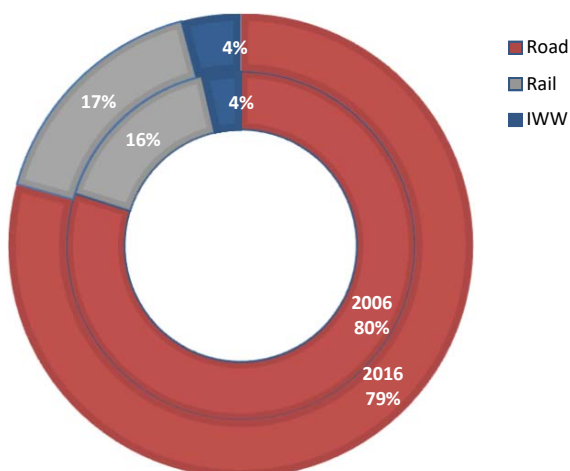
Passenger-km by road and by rail (million)



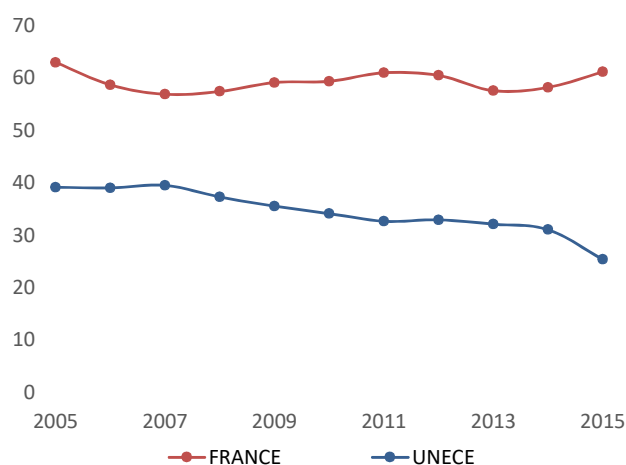
Road fatalities per million inhabitants



Inland transport modal split - Freight (Tonne-km)



Severity of road traffic accidents (Fatalities per 1,000 injury accidents)



Source: UNECE Transport Statistics Database.

Note: For road safety graphics, **UNECE** refers to the average value of ECE member States. IWW = Inland waterways

- Not applicable / .. Not available.