

Transport Statistics Infocard

FINLAND



• Area: 338,150 km² • Inhabitants: 5,508,200 (2017)

Contracting Party to 32 UN Transport Conventions under the purview of UNECE Inland Transport Committee. Contracting Party to 14 UN Road Safety Conventions.

Road and rail traffic

Number of passenger cars (thousand), 2016	3,323
Motorization rate (No. of passenger cars per thousand inhabitants), 2016	605
Passenger-km by road (million), 2016	66,422
Tonne-km by road (million), 2016	26,852
Passenger-km by rail (million), 2016	3,868
Tonne-km by rail (million), 2016	9,455
Tonne-km by Inland Waterways (million), 2016	103

Road casualty statistics

Fatalities, 2015	266
Injured, 2015	6,385
Injury accidents, 2015	5,164

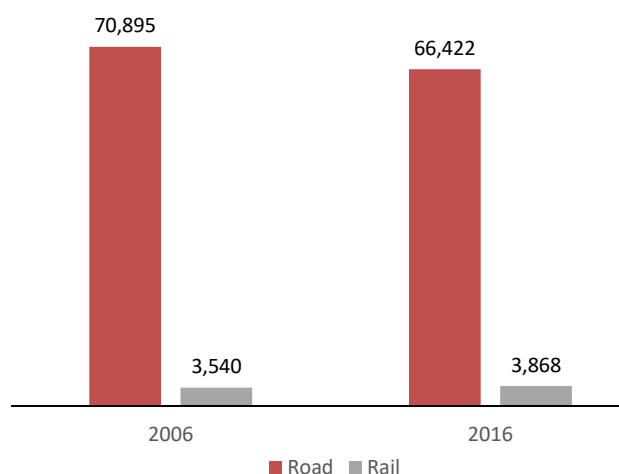
Road deaths per

Million inhabitants, 2015	49
100,000 passenger cars, 2015	8

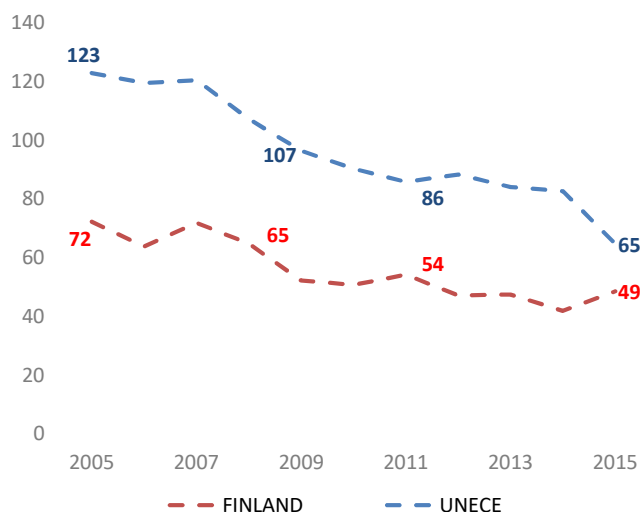
Severity of road traffic accidents

Fatalities per 1,000 injury accidents, 2015	52
---	----

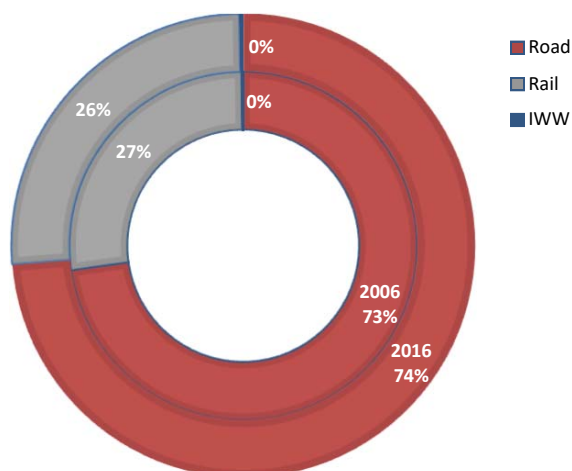
Passenger-km by road and by rail (million)



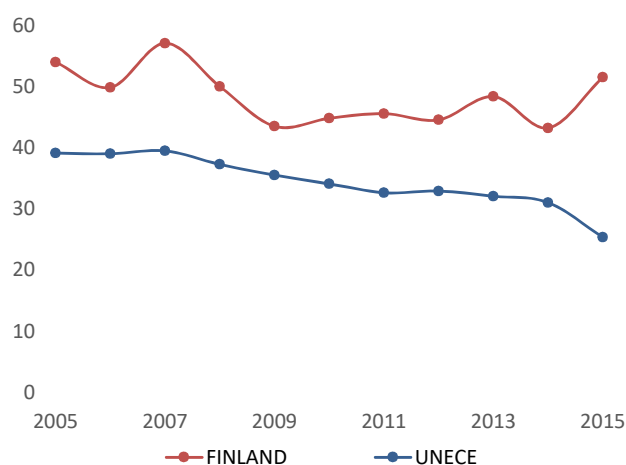
Road fatalities per million inhabitants



Inland transport modal split - Freight (Tonne-km)



Severity of road traffic accidents (Fatalities per 1,000 injury accidents)



Source: UNECE Transport Statistics Database.

Note: For road safety graphics, **UNECE** refers to the average value of ECE member States. IWW = Inland waterways

- Not applicable / .. Not available.