

Transport Statistics Infocard

DENMARK



• Area: 43,094 km² • Inhabitants: 5,767,000 (2017)

Contracting Party to 32 UN Transport Conventions under the purview of UNECE Inland Transport Committee. Contracting Party to 12 UN Road Safety Conventions.

Road and rail traffic

Number of passenger cars (thousand), 2016	2,466
Motorization rate (No. of passenger cars per thousand inhabitants), 2016	430
Passenger-km by road (million), 2016	73,393
Tonne-km by road (million), 2016	15,956
Passenger-km by rail (million), 2016	6,119
Tonne-km by rail (million), 2016	2,574
Tonne-km by Inland Waterways (million)	..

Road casualty statistics

Fatalities, 2015	178
Injured, 2015	3,156
Injury accidents, 2015	2,853

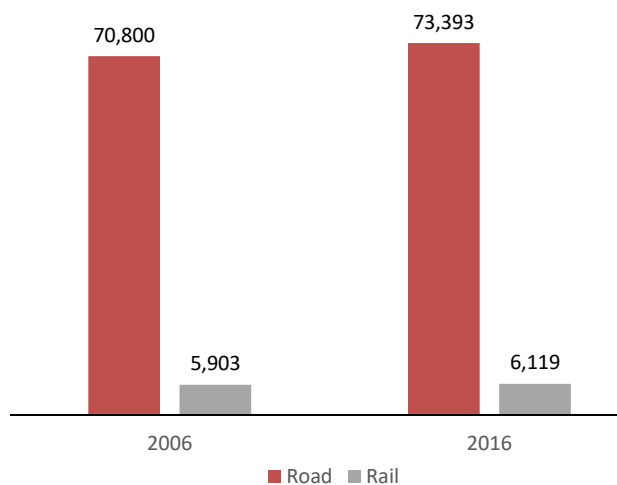
Road deaths per

Million inhabitants, 2015	31
100,000 passenger cars, 2015	7

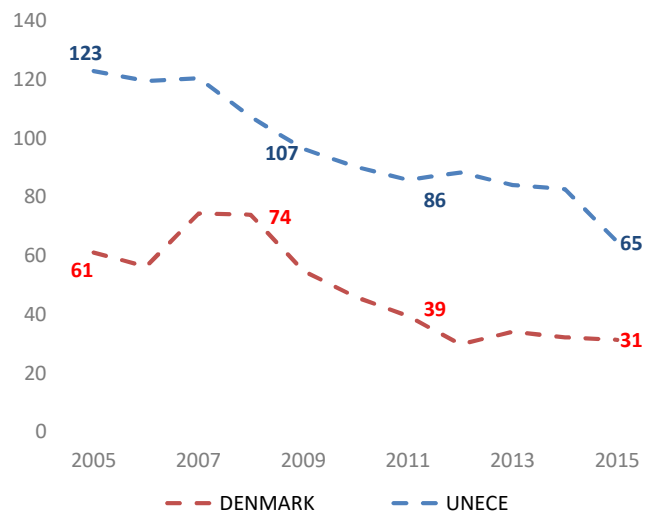
Severity of road traffic accidents

Fatalities per 1,000 injury accidents, 2015	62
---	----

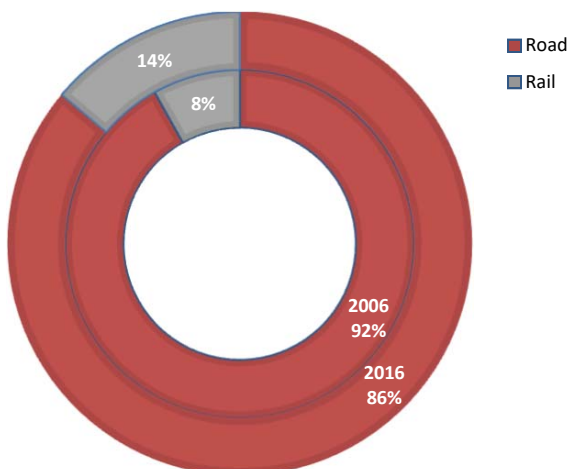
Passenger-km by road and by rail (million)



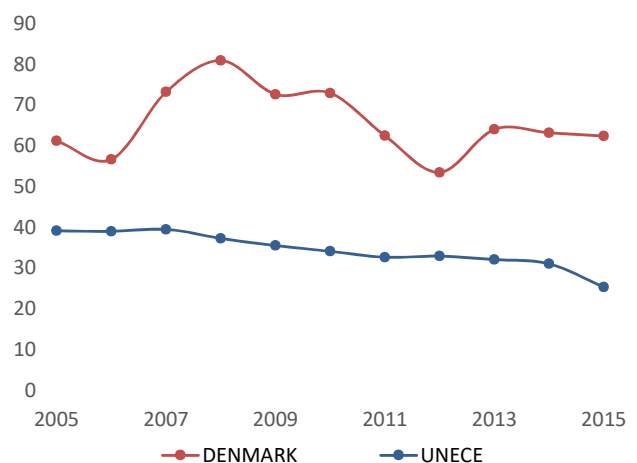
Road fatalities per million inhabitants



Inland transport modal split - Freight (Tonne-km)



Severity of road traffic accidents (Fatalities per 1,000 injury accidents)



Source: UNECE Transport Statistics Database.

Note: For road safety graphics, UNECE refers to the average value of ECE member States.

- Not applicable / .. Not available.