

Transport Statistics Infocard

CYPRUS



• Area: 9,251 km² • Inhabitants: 859,520 (2017)

Contracting Party to 18 UN Transport Conventions under the purview of UNECE Inland Transport Committee. Contracting Party to 9 UN Road Safety Conventions.

Road and rail traffic

Number of passenger cars (thousand), 2016	508
Motorization rate (No. of passenger cars per thousand inhabitants), 2016	597
Passenger-km by road (million)	..
Tonne-km by road (million), 2016	703
Passenger-km by rail (million)	-
Tonne-km by rail (million)	-
Tonne-km by Inland Waterways (million)	-

Road casualty statistics

Fatalities, 2015	57
Injured, 2015	947
Injury accidents, 2015	660

Road deaths per

Million inhabitants, 2015	67
100,000 passenger cars, 2015	12

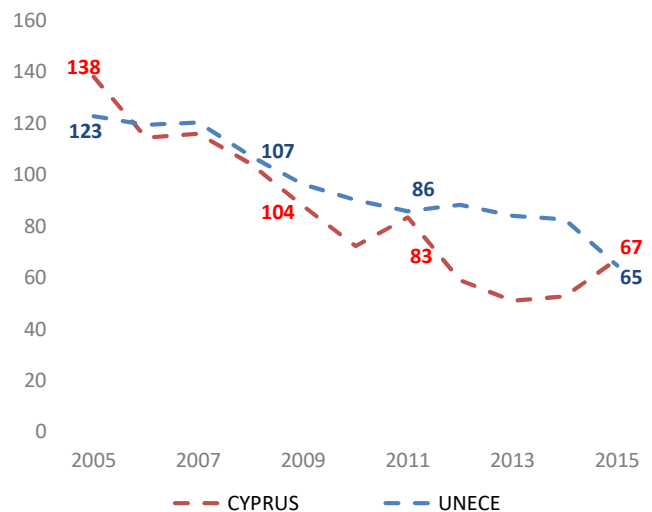
Severity of road traffic accidents

Fatalities per 1,000 injury accidents, 2015	86
---	----

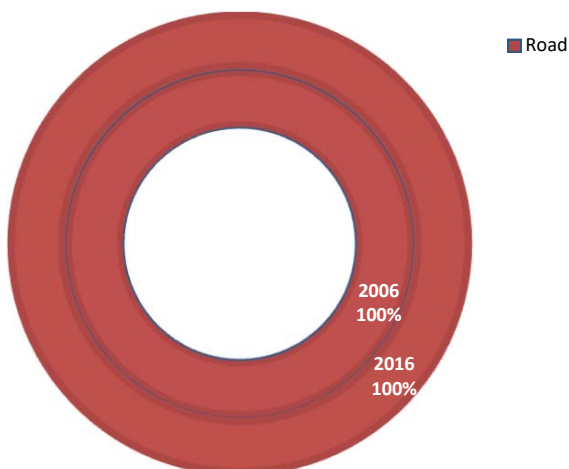
Passenger-km by road and by rail (million)

DATA NOT AVAILABLE

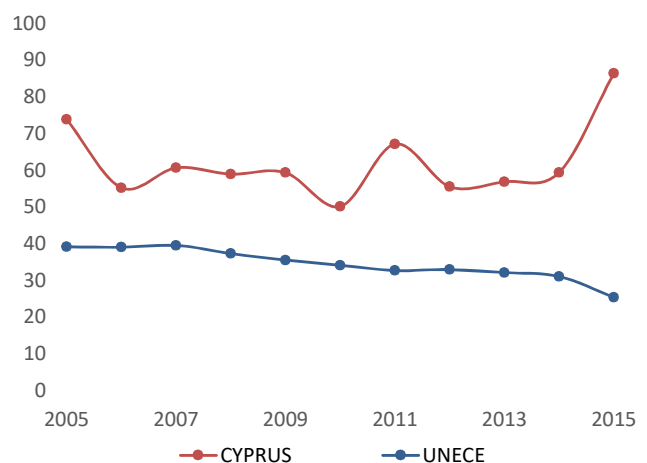
Road fatalities per million inhabitants



Inland transport modal split - Freight (Tonne-km)



Severity of road traffic accidents (Fatalities per 1,000 injury accidents)



Source: UNECE Transport Statistics Database.

Note: For road safety graphics, **UNECE** refers to the average value of ECE member States.

- Not applicable / .. Not available.