

Transport Statistics Infocard

CROATIA



• Area: 56,542 km² • Inhabitants: 4,142,760 (2017)

Contracting Party to 25 UN Transport Conventions under the purview of UNECE Inland Transport Committee. Contracting Party to 8 UN Road Safety Conventions.

Road and rail traffic

Number of passenger cars (thousand), 2016	1,553
Motorization rate (No. of passenger cars per thousand inhabitants), 2016	372
Passenger-km by road (million), 2016 ¹	31,455
Tonne-km by road (million), 2016	11,337
Passenger-km by rail (million), 2016	836
Tonne-km by rail (million), 2016	2,160
Tonne-km by Inland Waterways (million), 2016	836

Road casualty statistics

Fatalities, 2015	348
Injured, 2015	15,023
Injury accidents, 2015	11,038

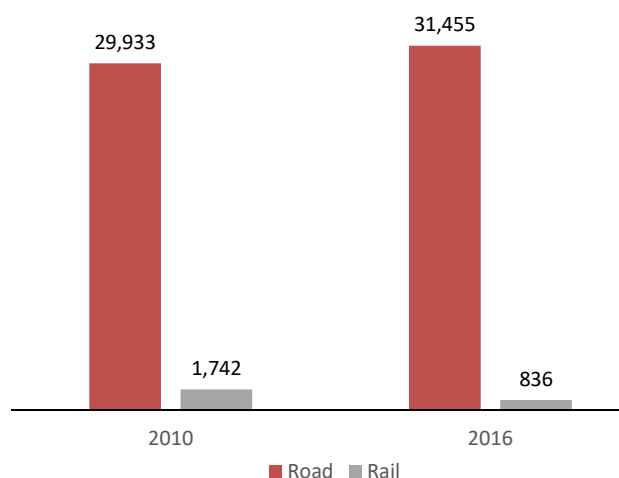
Road deaths per

Million inhabitants, 2015	83
100,000 passenger cars, 2015	23

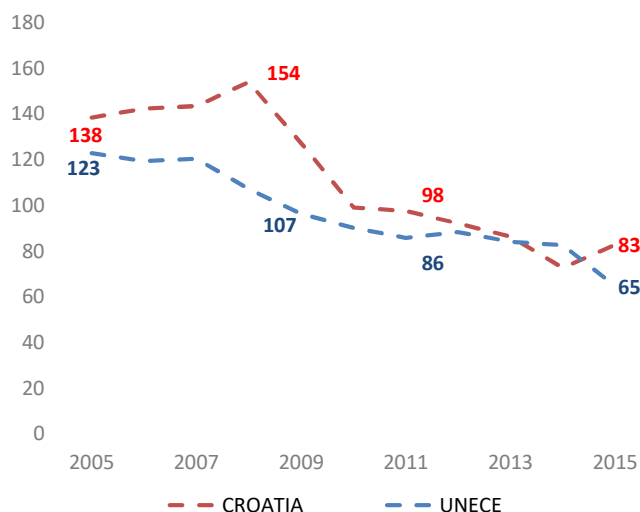
Severity of road traffic accidents

Fatalities per 1,000 injury accidents, 2015	32
---	----

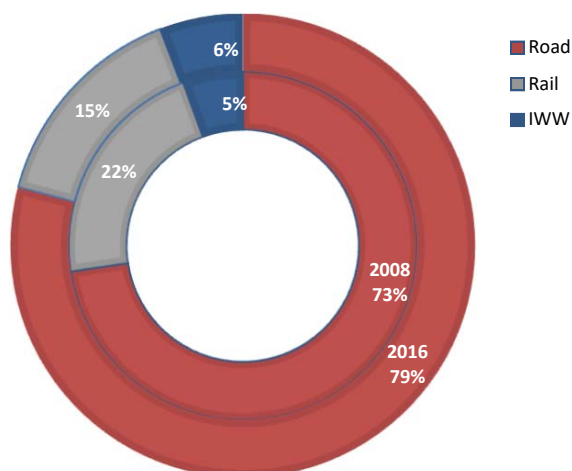
Passenger-km by road and by rail (million)¹



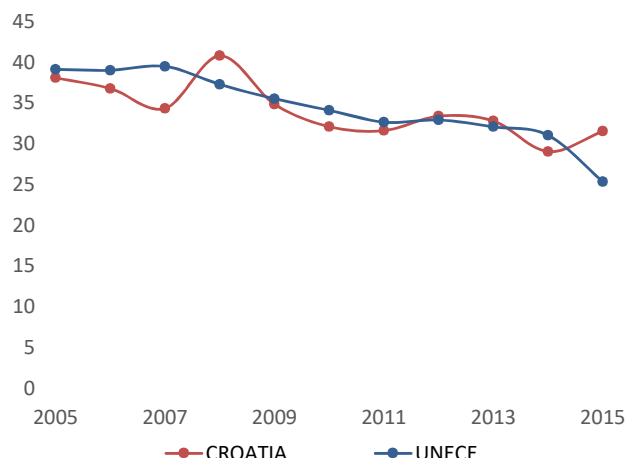
Road fatalities per million inhabitants



Inland transport modal split - Freight (Tonne-km)



Severity of road traffic accidents (Fatalities per 1,000 injury accidents)



Source: UNECE Transport Statistics Database.

Note: For road safety graphics, **UNECE** refers to the average value of ECE member States. IWW = Inland waterways

¹ Passenger kilometres by road does not include transport by private bus

- Not applicable / .. Not available.