

Transport Statistics Infocard

CANADA



• Area: 9,970,610 km² • Inhabitants: 36,708,083 (2017)

Contracting Party to 8 UN Transport Conventions under the purview of UNECE Inland Transport Committee. Contracting Party to 2 UN Road Safety Conventions.

Road and rail traffic

Number of passenger cars (thousand), 2016 ¹	22,410
Motorization rate (No. of passenger cars per thousand inhabitants), 2016 ¹	618
Passenger-km by road (million), 2009	494,700
Tonne-km by road (million), 2015	277,000
Passenger-km by rail (million), 2016	1,409
Tonne-km by rail (million), 2016	395,889
Tonne-km by Inland Waterways (million), 2011	23,600

Road casualty statistics

Fatalities, 2015	1,858
Injured, 2015	161,902
Injury accidents, 2015	118,404

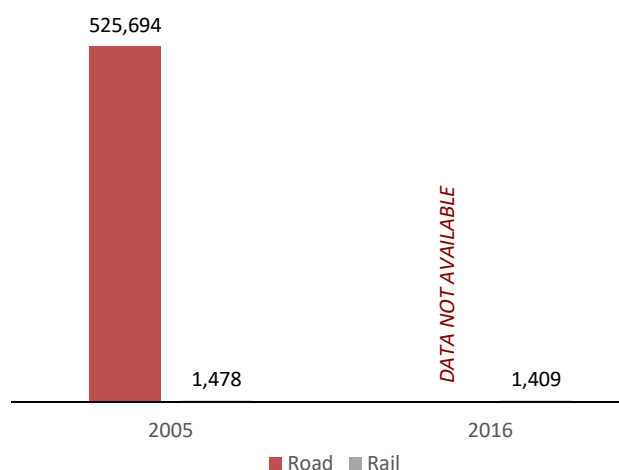
Road deaths per

Million inhabitants, 2015	52
100,000 passenger cars, 2015 ¹	8

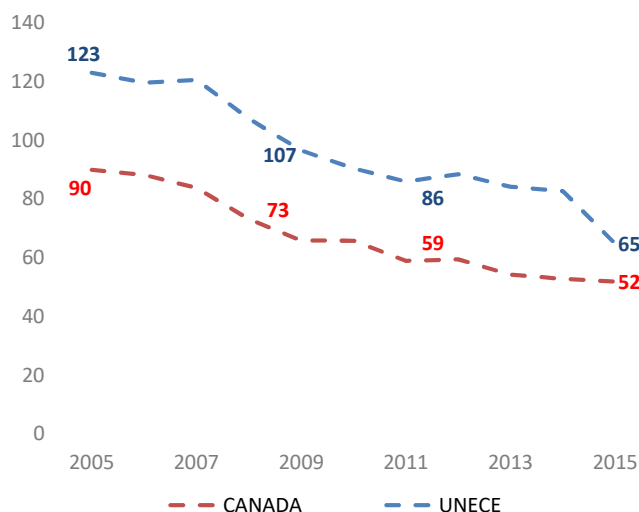
Severity of road traffic accidents

Fatalities per 1,000 injury accidents, 2015	16
---	----

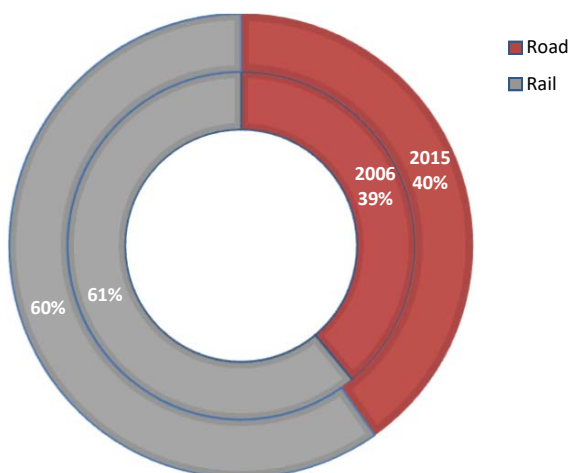
Passenger-km by road and by rail (million)



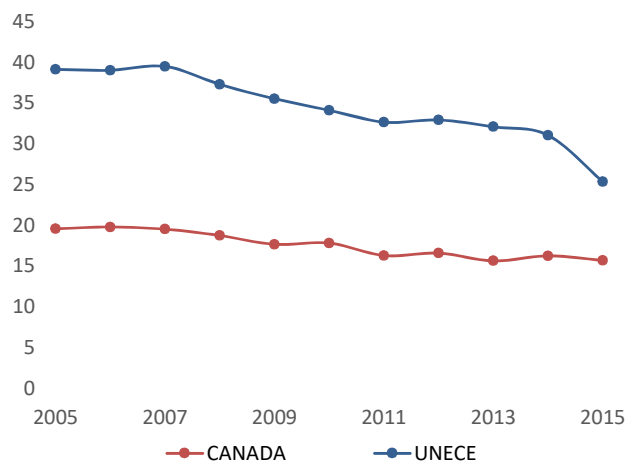
Road fatalities per million inhabitants



Inland transport modal split - Freight (Tonne-km)



Severity of road traffic accidents (Fatalities per 1,000 injury accidents)



Source: UNECE Transport Statistics Database.

Note: For road safety graphics, **UNECE** refers to the average value of ECE member States.

¹ Passenger cars refers to all vehicles weighing less than 4,500 kg

- Not applicable / .. Not available.