

Transport Statistics Infocard

BELARUS



• Area: 207,600 km² • Inhabitants: 9,468,338 (2017)

Contracting Party to 23 UN Transport Conventions under the purview of UNECE Inland Transport Committee. Contracting Party to 11 UN Road Safety Conventions.

Road and rail traffic

Number of passenger cars (thousand), 2016	3,067
Motorization rate (No. of passenger cars per thousand inhabitants), 2016	324
Passenger-km by road (million), 2016 ¹	11,775
Tonne-km by road (million), 2016 ²	25,239
Passenger-km by rail (million), 2016	6,434
Tonne-km by rail (million), 2016	41,107
Tonne-km by Inland Waterways (million), 2016	21

Road casualty statistics

Fatalities, 2016	588
Injured, 2016	3,923
Injury accidents, 2016	3,654

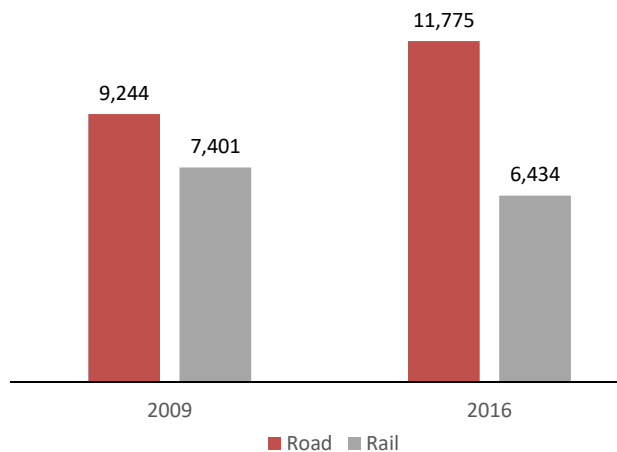
Road deaths per

Million inhabitants, 2016	62
100,000 passenger cars, 2016	19

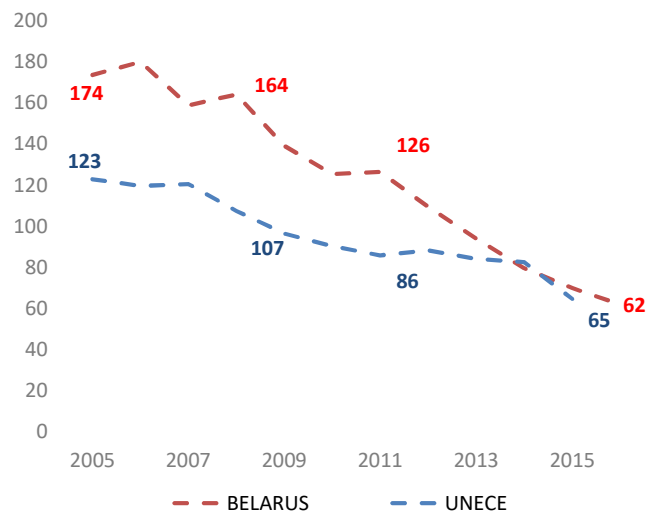
Severity of road traffic accidents

Fatalities per 1,000 injury accidents, 2016	161
---	-----

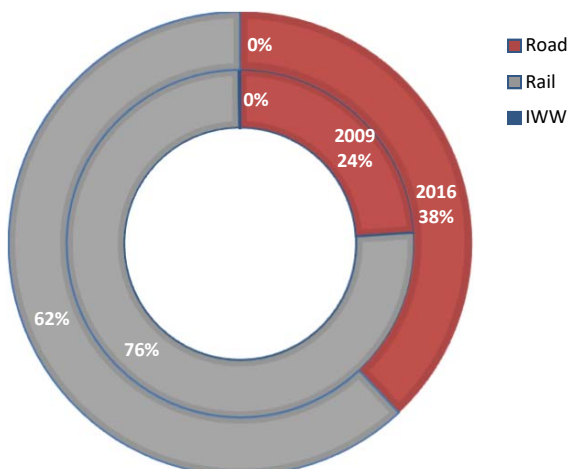
Passenger-km by road and by rail (million)¹



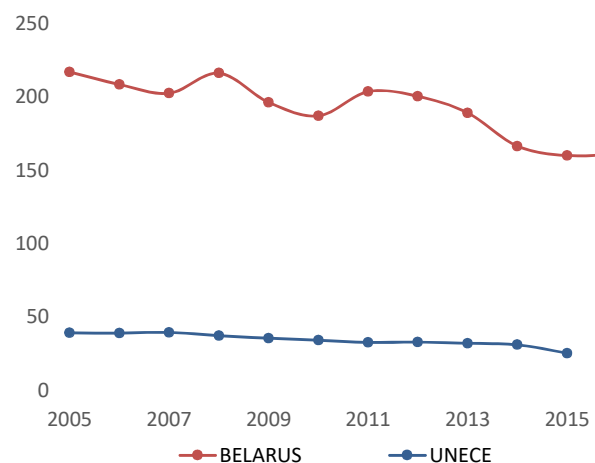
Road fatalities per million inhabitants



Inland transport modal split - Freight (Tonne-km)²



Severity of road traffic accidents (Fatalities per 1,000 injury accidents)



Source: UNECE Transport Statistics Database.

Note: For road safety graphics, **UNECE** refers to the average value of ECE member States. IWV = Inland waterways

¹ Passenger-kilometres by road refer to public transport only

² Tonne-kilometres by road refer to goods carried on a commercial basis

- Not applicable / .. Not available.