

Transport Statistics Infocard

AUSTRIA



• Area: 83,858 km² • Inhabitants: 8,797,500 (2017)

Contracting Party to 40 UN Transport Conventions under the purview of UNECE Inland Transport Committee. Contracting Party to 12 UN Road Safety Conventions.

Road and rail traffic

Number of passenger cars (thousand), 2016	4,822
Motorization rate (No. of passenger cars per thousand inhabitants), 2016	552
Passenger-km by road (million), 2013	86,132
Tonne-km by road (million), 2016	18,091
Passenger-km by rail (million), 2016	12,578
Tonne-km by rail (million), 2016	20,856
Tonne-km by Inland Waterways (million), 2016	1,962

Road casualty statistics

Fatalities, 2015	479
Injured, 2015	47,366
Injury accidents, 2015	37,960

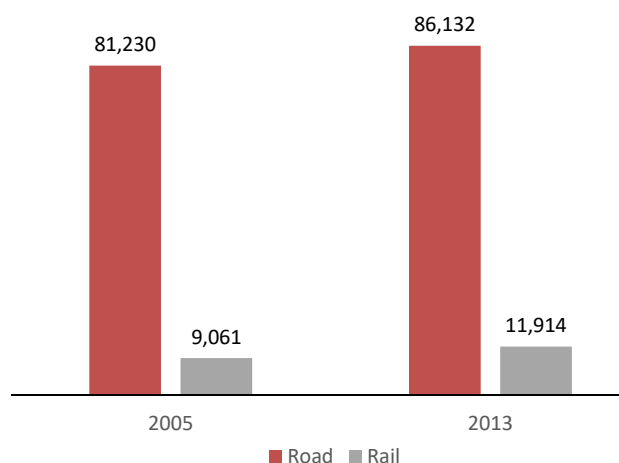
Road deaths per

Million inhabitants, 2015	56
100,000 passenger cars, 2015	10

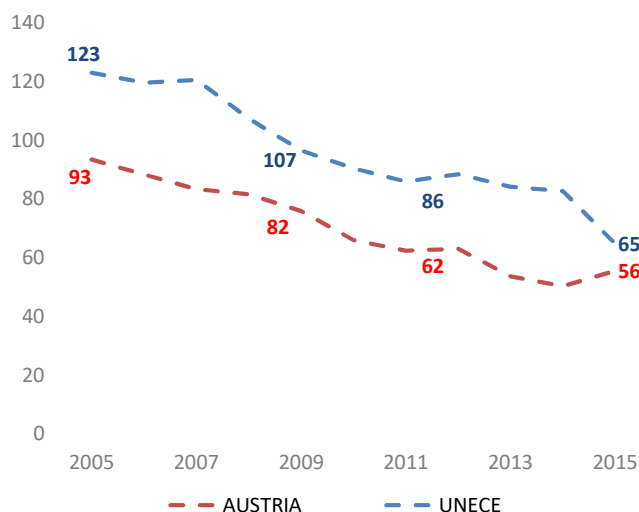
Severity of road traffic accidents

Fatalities per 1,000 injury accidents, 2015	13
---	----

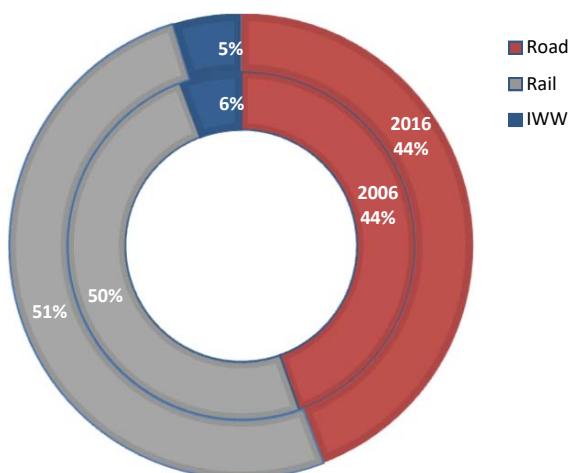
Passenger-km by road and by rail (million)



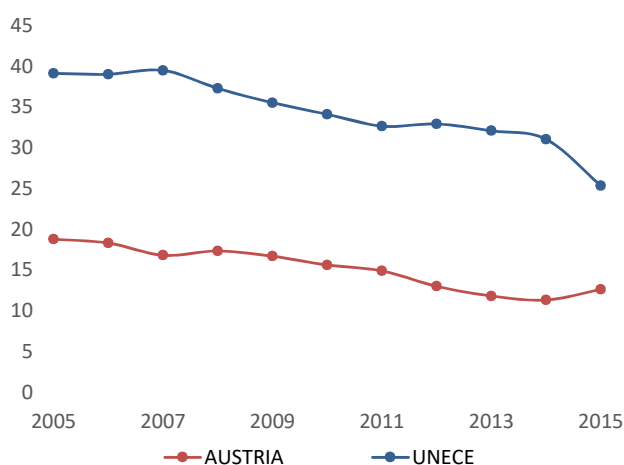
Road fatalities per million inhabitants



Inland transport modal split - Freight (Tonne-km)



Severity of road traffic accidents (Fatalities per 1,000 injury accidents)



Source: UNECE Transport Statistics Database.

Note: For road safety graphics, UNECE refers to the average value of ECE member States. IWW = Inland waterways

- Not applicable / .. Not available.