

# Transport Statistics Infocard

## ARMENIA



• Area: 29,743 km<sup>2</sup> • Inhabitants: 2,978,000 (2017)

Contracting Party to 11 UN Transport Conventions under the purview of UNECE Inland Transport Committee. Contracting Party to 5 UN Road Safety Conventions.

### Road and rail traffic

Number of passenger cars (thousand)	..
Motorization rate (No. of passenger cars per thousand inhabitants)	..
Passenger-km by road (million), 2016 <sup>1</sup>	2,437
Tonne-km by road (million), 2016	676
Passenger-km by rail (million), 2016	50
Tonne-km by rail (million), 2016	658
Tonne-km by Inland Waterways (million)	..

### Road casualty statistics

Fatalities, 2016	267
Injured, 2016	4,451
Injury accidents, 2016	3,203

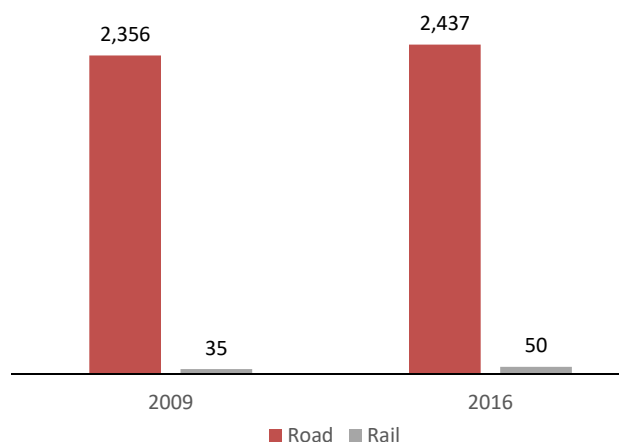
### Road deaths per

Million inhabitants, 2016	89
100,000 passenger cars	..

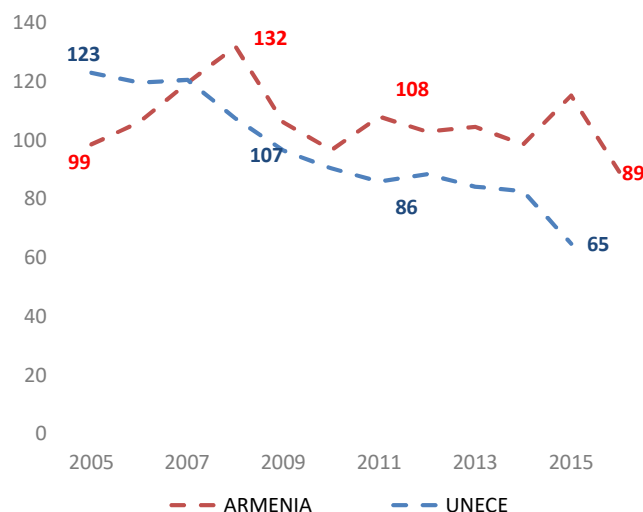
### Severity of road traffic accidents

Fatalities per 1,000 injury accidents, 2016	83
---	----

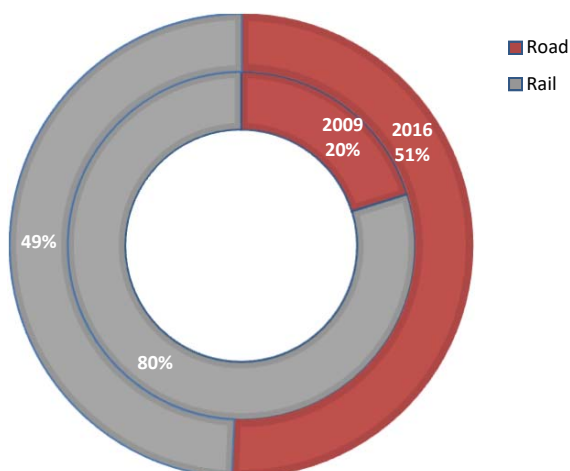
### Passenger-km by road and by rail (million)<sup>1</sup>



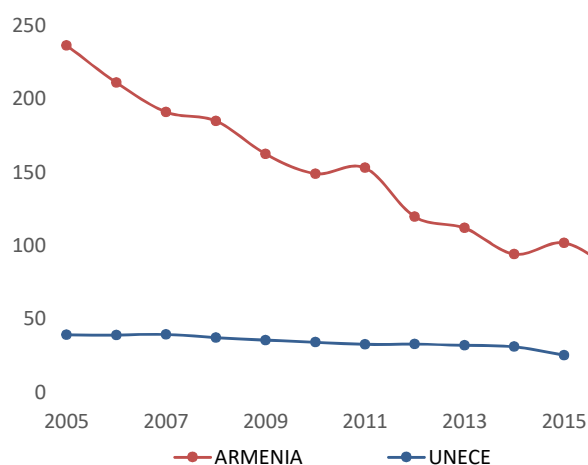
### Road fatalities per million inhabitants



### Inland transport modal split - Freight (Tonne-km)



### Severity of road traffic accidents (Fatalities per 1,000 injury accidents)



Source: UNECE Transport Statistics Database.

Note: For road safety graphics, UNECE refers to the average value of ECE member States.

<sup>1</sup> Passenger kilometres by road does not include private transport

- Not applicable / .. Not available.