

# Transport Statistics Infocard

## UNITED STATES OF AMERICA



• Area: 9,629,090 km<sup>2</sup> • Inhabitants: 324,118,787 (2016)

Contracting Party to 9 UN Transport Conventions under the purview of UNECE Inland Transport Committee. Contracting Party to 2 UN Road Safety Conventions.

### Road and rail traffic

|   |           |
|---|-----------|
| Number of passenger cars (thousand), 2015 <sup>1</sup>                                | 189,618   |
| Motorization rate (No. of passenger cars per thousand inhabitants), 2015 <sup>1</sup> | 589       |
| Passenger-km by road (million), 2015  | 5,356,301 |
| Tonne-km by road (million), 2015  | 2,990,197 |
| Passenger-km by rail (million), 2016 <sup>2</sup>                                     | 10,494    |
| Tonne-km by rail (million), 2015 <sup>3</sup>   | 2,547,258 |
| Tonne-km by Inland Waterways (million), 2015  | 486,471   |

### Road casualty statistics

|                        |           |
|------------------------|-----------|
| Fatalities, 2015       | 35,092    |
| Injured, 2015          | 2,443,000 |
| Injury accidents, 2015 | 1,748,000 |

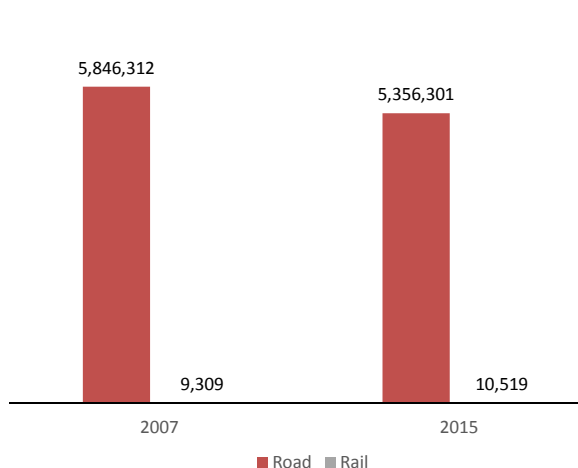
### Road deaths per

|   |     |
|---|-----|
| Million inhabitants, 2015                 | 109 |
| 100,000 passenger cars, 2015 <sup>1</sup> | 19  |

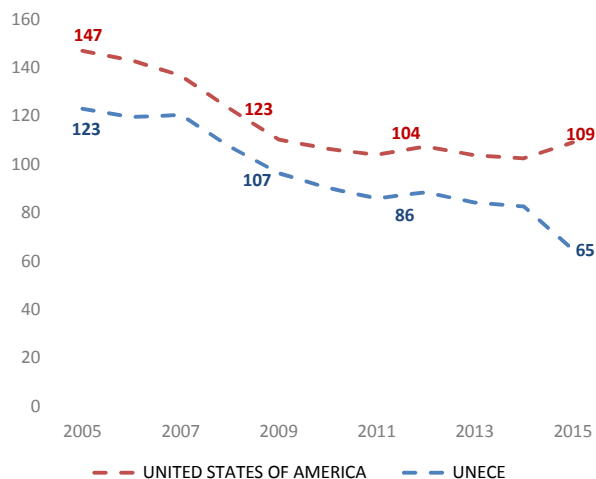
### Severity of road traffic accidents

|   |    |
|---|----|
| Fatalities per 1,000 injury accidents, 2015 | 20 |
|---|----|

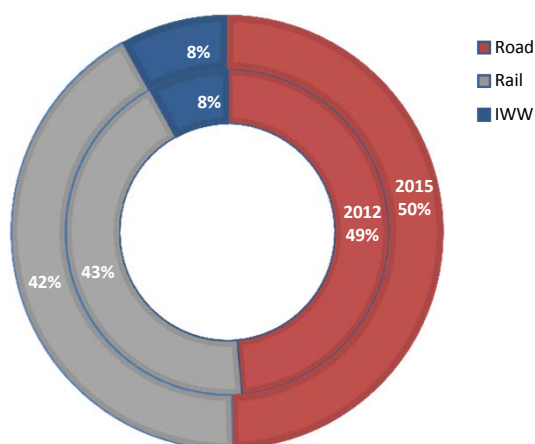
### Passenger-km by road and by rail (million)<sup>2</sup>



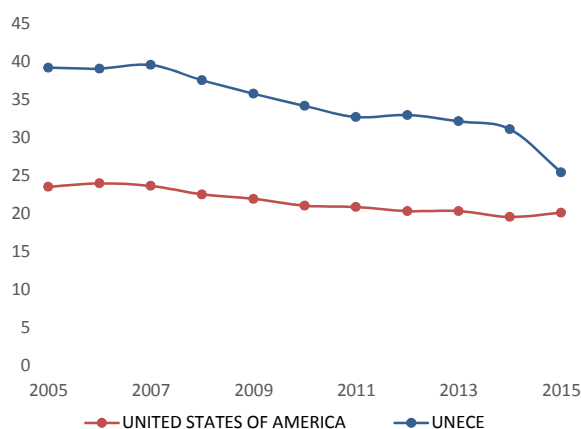
### Fatalities per million inhabitants



### Inland transport modal split - Freight (Tonne-km)<sup>3</sup>



### Severity of road traffic accidents (Fatalities per 1,000 injury accidents)



Source: UNECE Transport Statistics Database.

Note: For road safety graphics, **UNECE** refers to the average value of UNECE member States. IWW = Inland waterways

<sup>1</sup> Passenger cars refers to 'Light duty vehicles, short wheel base'

<sup>2</sup> Passenger kilometres by rail refer to Amtrak only

<sup>3</sup> Tonne kilometres by rail include only Class I freight railroads

- Not applicable / .. Not available.