


Transport Statistics Infocard

SWEDEN



• Area: 449,964 km² • Inhabitants: 9,923,090 (2016)

Contracting Party to 30 UN Transport Conventions under the purview of UNECE Inland Transport Committee. Contracting Party to 12 UN Road Safety Conventions.

Road and rail traffic

Number of passenger cars (thousand), 2015	4,668
Motorization rate (No. of passenger cars per thousand inhabitants), 2015	476
Passenger-km by road (million), 2011	109,198
Tonne-km by road (million), 2015 ¹	41,498
Passenger-km by rail (million), 2015	12,741
Tonne-km by rail (million), 2015	20,583
Tonne-km by Inland Waterways (million)	..

Road casualty statistics

Fatalities, 2014	270
Injured, 2014	17,530
Injury accidents, 2014	13,091

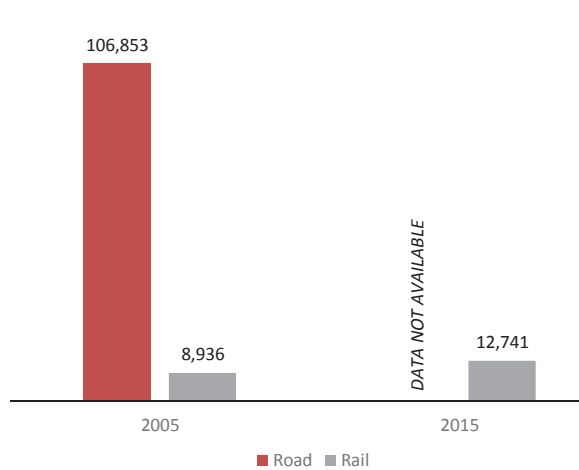
Road deaths per

Million inhabitants, 2014	28
100,000 passenger cars, 2014	6

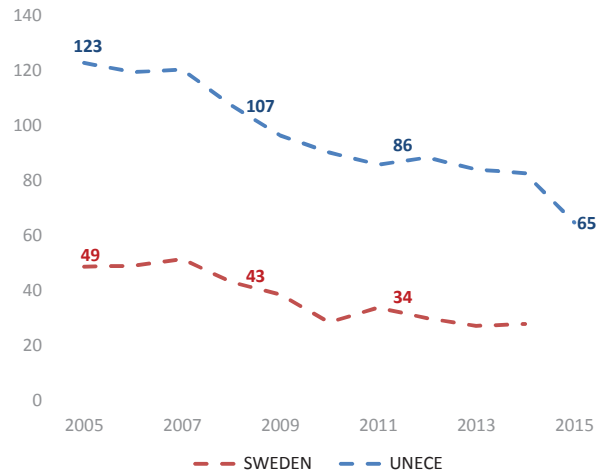
Severity of road traffic accidents

Fatalities per 1,000 injury accidents, 2014	21
---	----

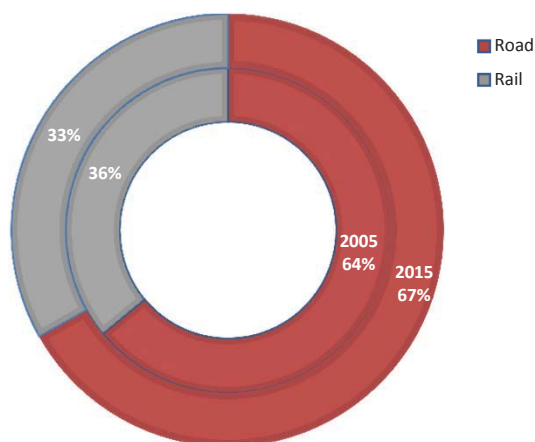
Passenger-km by road and by rail (million)



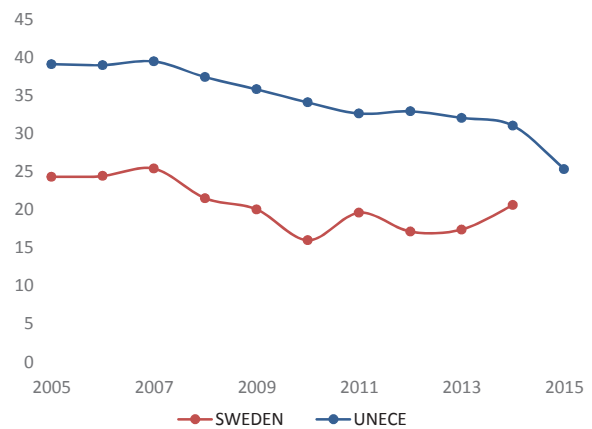
Fatalities per million inhabitants



Inland transport modal split - Freight (Tonne-km)¹



Severity of road traffic accidents (Fatalities per 1,000 injury accidents)



Source: UNECE Transport Statistics Database.

Note: For road safety graphics, **UNECE** refers to the average value of UNECE member States.

¹ Tonne-kilometres by road refer to heavy goods vehicles only. From 2014 a new method is used to estimate the effect of non-response

- Not applicable / .. Not available.