

# Transport Statistics Infocard

## SLOVAKIA



• Area: 49,012 km<sup>2</sup> • Inhabitants: 5,430,800 (2016)

Contracting Party to 35 UN Transport Conventions under the purview of UNECE Inland Transport Committee. Contracting Party to 13 UN Road Safety Conventions.

### Road and rail traffic

Number of passenger cars (thousand), 2015	2,035
Motorization rate (No. of passenger cars per thousand inhabitants), 2015	375
Passenger-km by road (million), 2015	5,804
Tonne-km by road (million), 2015	33,525
Passenger-km by rail (million), 2015	3,411
Tonne-km by rail (million), 2015	8,439
Tonne-km by Inland Waterways (million), 2015	741

### Road casualty statistics

Fatalities, 2015	310
Injured, 2015	6,749
Injury accidents, 2015	5,172

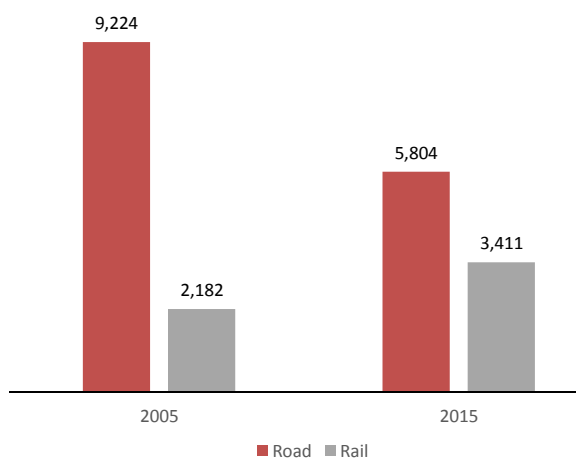
### Road deaths per

Million inhabitants, 2015	57
100,000 passenger cars, 2015	15

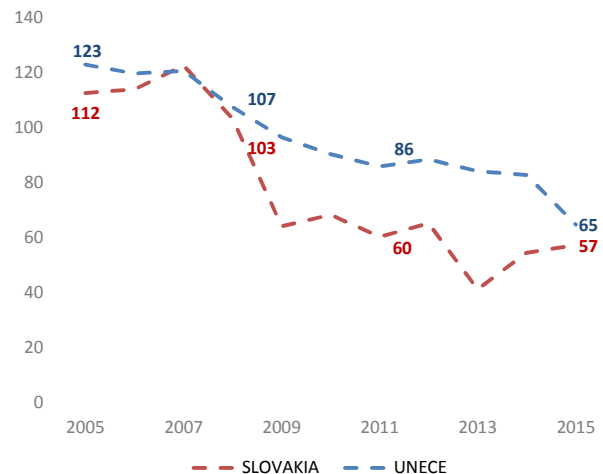
### Severity of road traffic accidents

Fatalities per 1,000 injury accidents, 2015	60
---	----

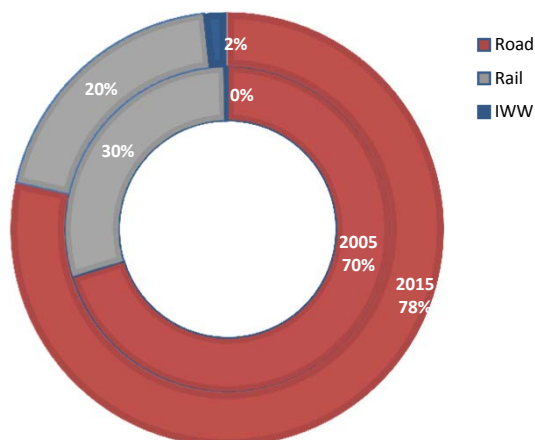
### Passenger-km by road and by rail (million)



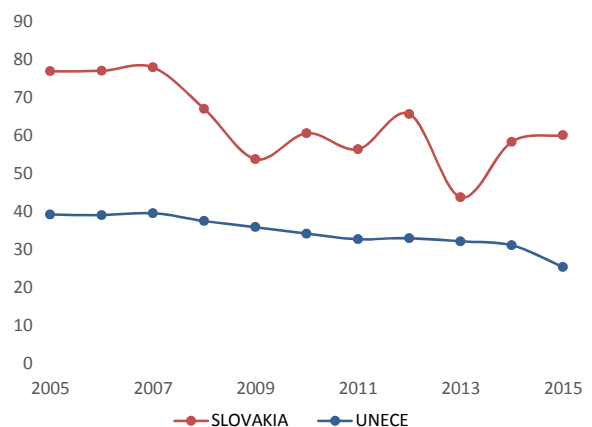
### Fatalities per million inhabitants



### Inland transport modal split - Freight (Tonne-km)



### Severity of road traffic accidents (Fatalities per 1,000 injury accidents)



Source: UNECE Transport Statistics Database.

Note: For road safety graphics, **UNECE** refers to the average value of UNECE member States. IWW = Inland waterways

- Not applicable / .. Not available.