

# Transport Statistics Infocard

## GERMANY



• Area: 357,030 km<sup>2</sup> • Inhabitants: 82,491,000 (2016)

Contracting Party to 33 UN Transport Conventions under the purview of UNECE Inland Transport Committee. Contracting Party to 12 UN Road Safety Conventions.

### Road and rail traffic

Number of passenger cars (thousand), 2015	45,071
Motorization rate (No. of passenger cars per thousand inhabitants), 2015	552
Passenger-km by road (million), 2014	999,590
Tonne-km by road (million), 2014	310,142
Passenger-km by rail (million), 2015	90,944
Tonne-km by rail (million), 2014	112,629
Tonne-km by Inland Waterways (million), 2015	55,315

### Road casualty statistics

Fatalities, 2015	3,459
Injured, 2015	393,432
Injury accidents, 2015	305,659

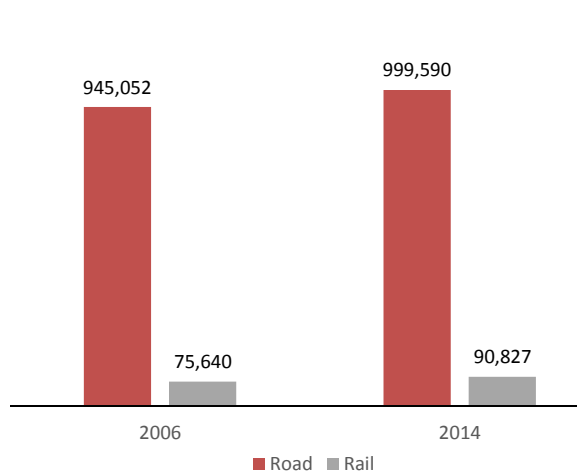
### Road deaths per

Million inhabitants, 2015	42
100,000 passenger cars, 2015	8

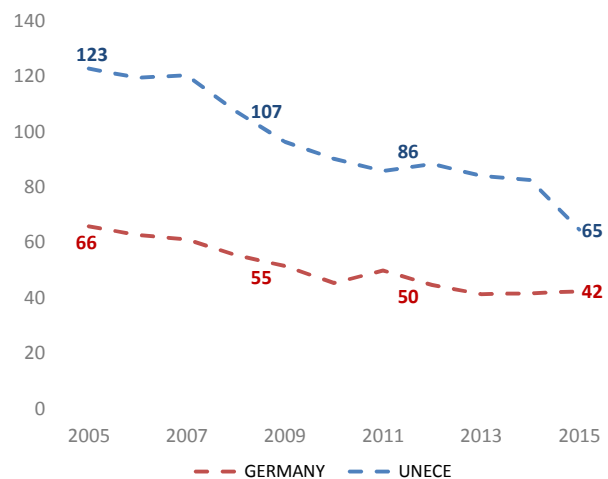
### Severity of road traffic accidents

Fatalities per 1,000 injury accidents, 2015	11
---	----

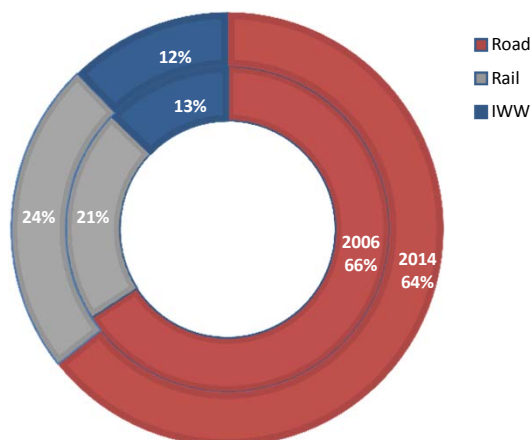
### Passenger-km by road and by rail (million)



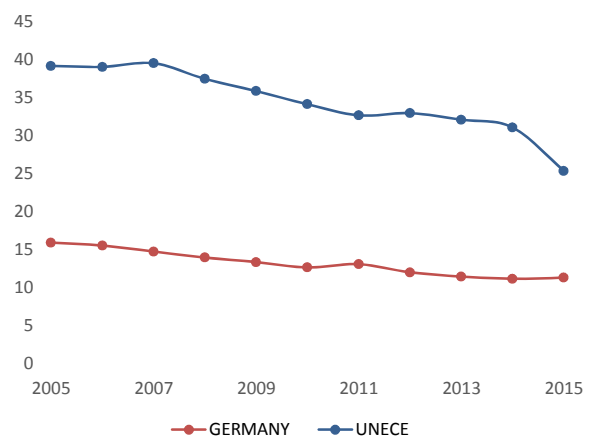
### Fatalities per million inhabitants



### Inland transport modal split - Freight (Tonne-km)



### Severity of road traffic accidents (Fatalities per 1,000 injury accidents)



Source: UNECE Transport Statistics Database.

Note: For road safety graphics, **UNECE** refers to the average value of UNECE member States. IWW = Inland waterways

- Not applicable / .. Not available.