

# Transport Statistics Infocard

## AZERBAIJAN



• Area: 86,600 km<sup>2</sup> • Inhabitants: 9,705,600 (2016)

Contracting Party to 15 UN Transport Conventions under the purview of UNECE Inland Transport Committee. Contracting Party to 9 UN Road Safety Conventions.

### Road and rail traffic

Number of passenger cars (thousand), 2015	1,130
Motorization rate (No. of passenger cars per thousand inhabitants), 2015	117
Passenger-km by road (million), 2015	23,825
Tonne-km by road (million), 2015	15,532
Passenger-km by rail (million), 2015	495
Tonne-km by rail (million), 2015	6,210
Tonne-km by Inland Waterways (million)	-

### Road casualty statistics

Fatalities, 2016	759
Injured, 2016	2,003
Injury accidents, 2016	2,006

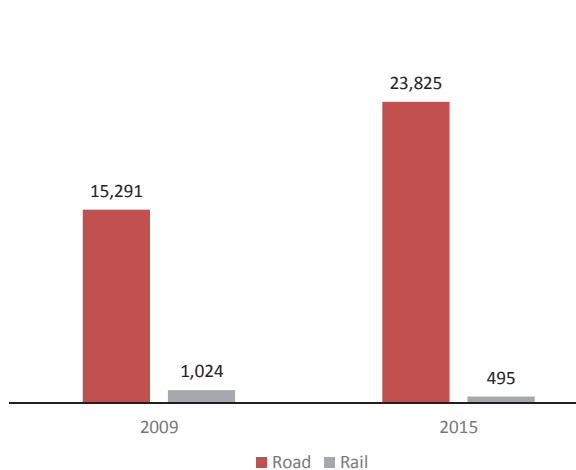
### Road deaths per

Million inhabitants, 2016	78
100,000 passenger cars, 2015	79

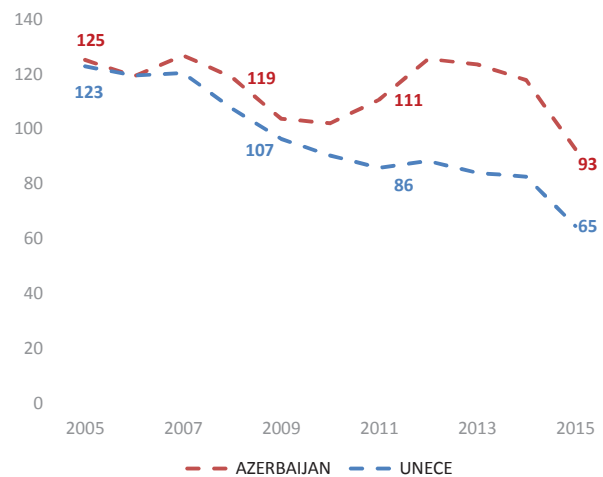
### Severity of road traffic accidents

Fatalities per 1,000 injury accidents, 2016	378
---	-----

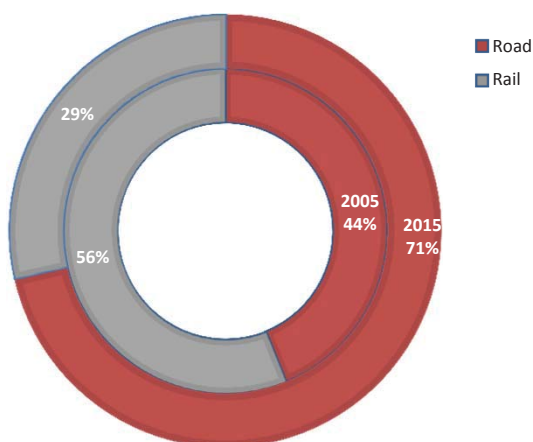
### Passenger-km by road and by rail (million)



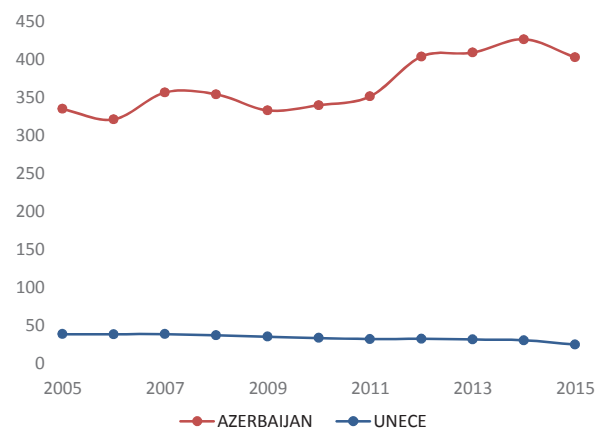
### Fatalities per million inhabitants



### Inland transport modal split - Freight (Tonne-km)



### Severity of road traffic accidents (Fatalities per 1,000 injury accidents)



Source: UNECE Transport Statistics Database.

Note: For road safety graphics, **UNECE** refers to the average value of UNECE member States.

- Not applicable / .. Not available.