

“National Road Safety Policy development - trends and challenges”

Presented by Emil Ahmadow
Senior adviser

International Cooperation department
The Ministry of Transport, Communications and High
Technologies of the Republic of Azerbaijan

Tbilisi, Georgia
13-14 November 2018

Road Safety Commission of the Cabinet of Ministers of the Republic of Azerbaijan



THE MINISTRY OF TRANSPORT,
COMMUNICATIONS AND HIGH TECHNOLOGIES
OF THE REPUBLIC OF AZERBAIJAN

State programs and Action plans

**State Programs on
Socio-Economic
Development of Regions
for**

**2004-2008
2009-2013
2014-2018**

**Action plans for solving
transportation problem
in Baku city**

**for
2006-2007
2008-2013**

**State Program on
Poverty Reduction and
Sustainable
Development in the
Republic of Azerbaijan
For
2008-2015**

**State Program on Road
Safety in the Republic of
Azerbaijan**

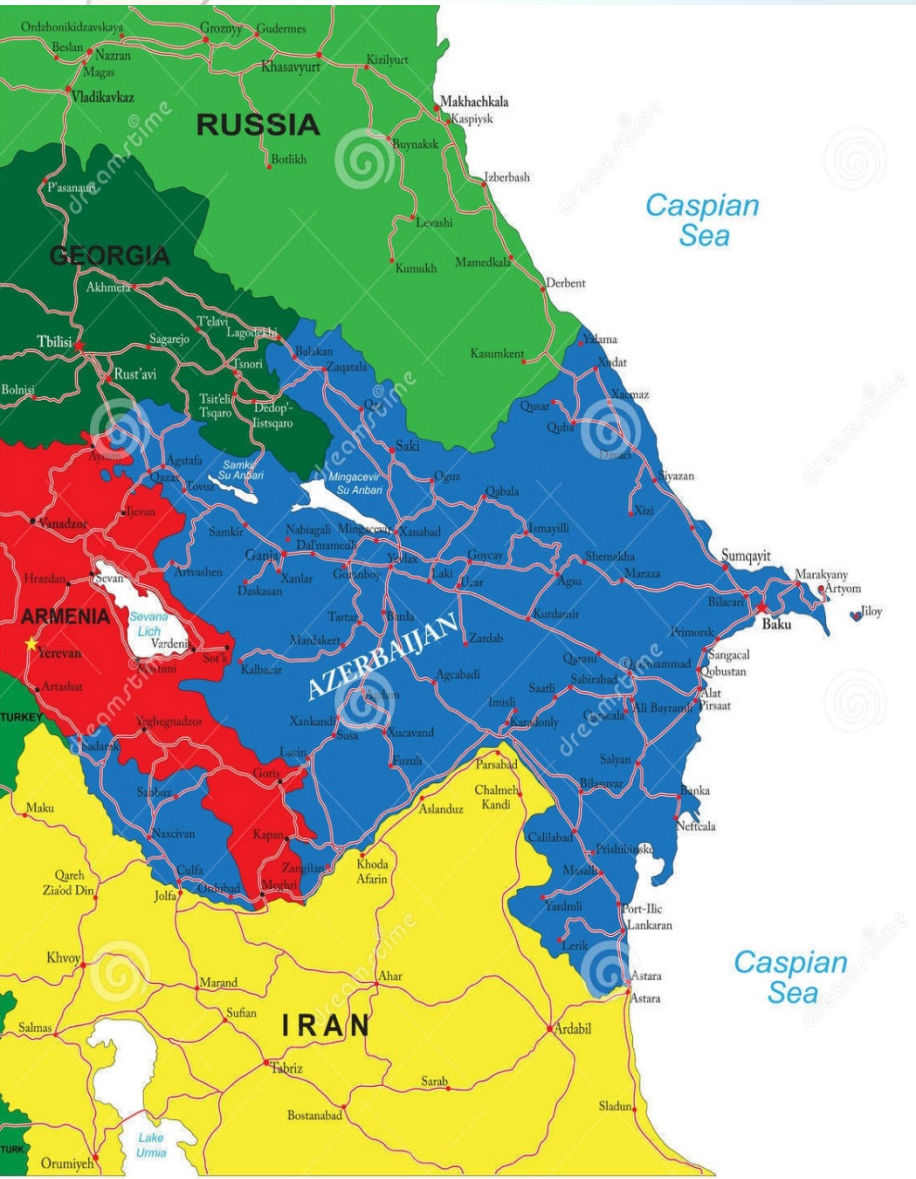
**For
2018-2021**

General information about Road network

Total length of the roads: 19016 km

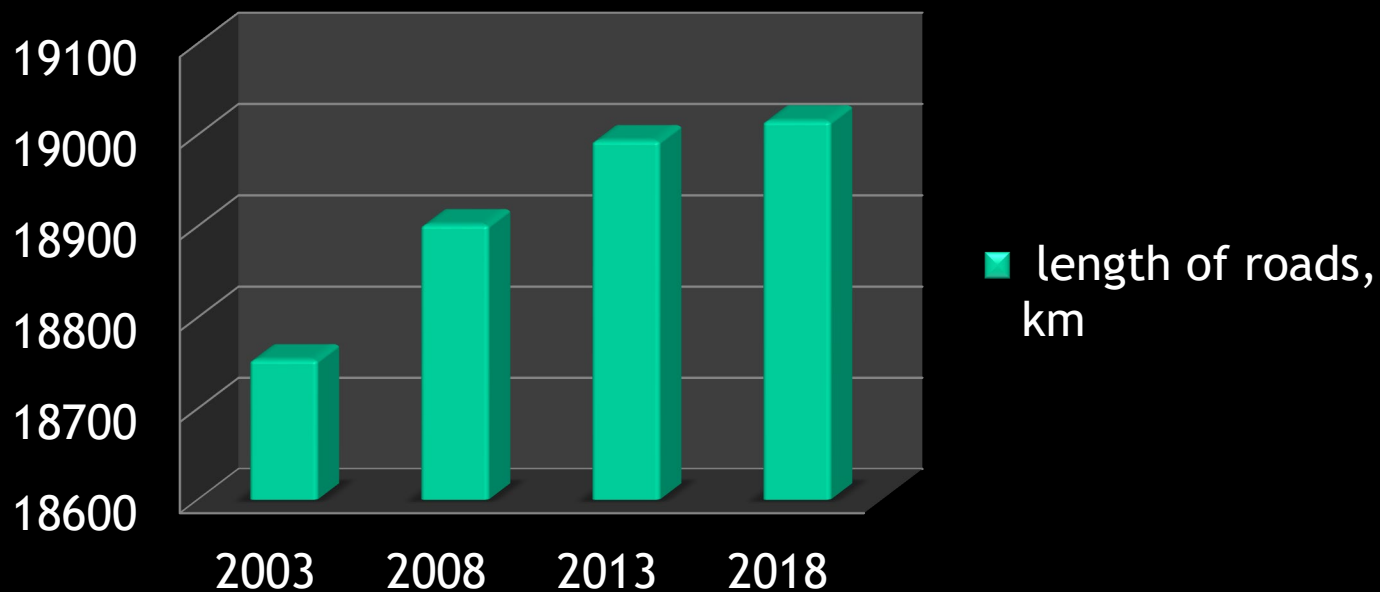
Roads of republican importance - 4659 km.

Roads of local importance-14357 km



Development of road networks for the period of 2003-2018

Years	2003	2008	2013	2018
Length of roads, km	18754	18902	18994	19016



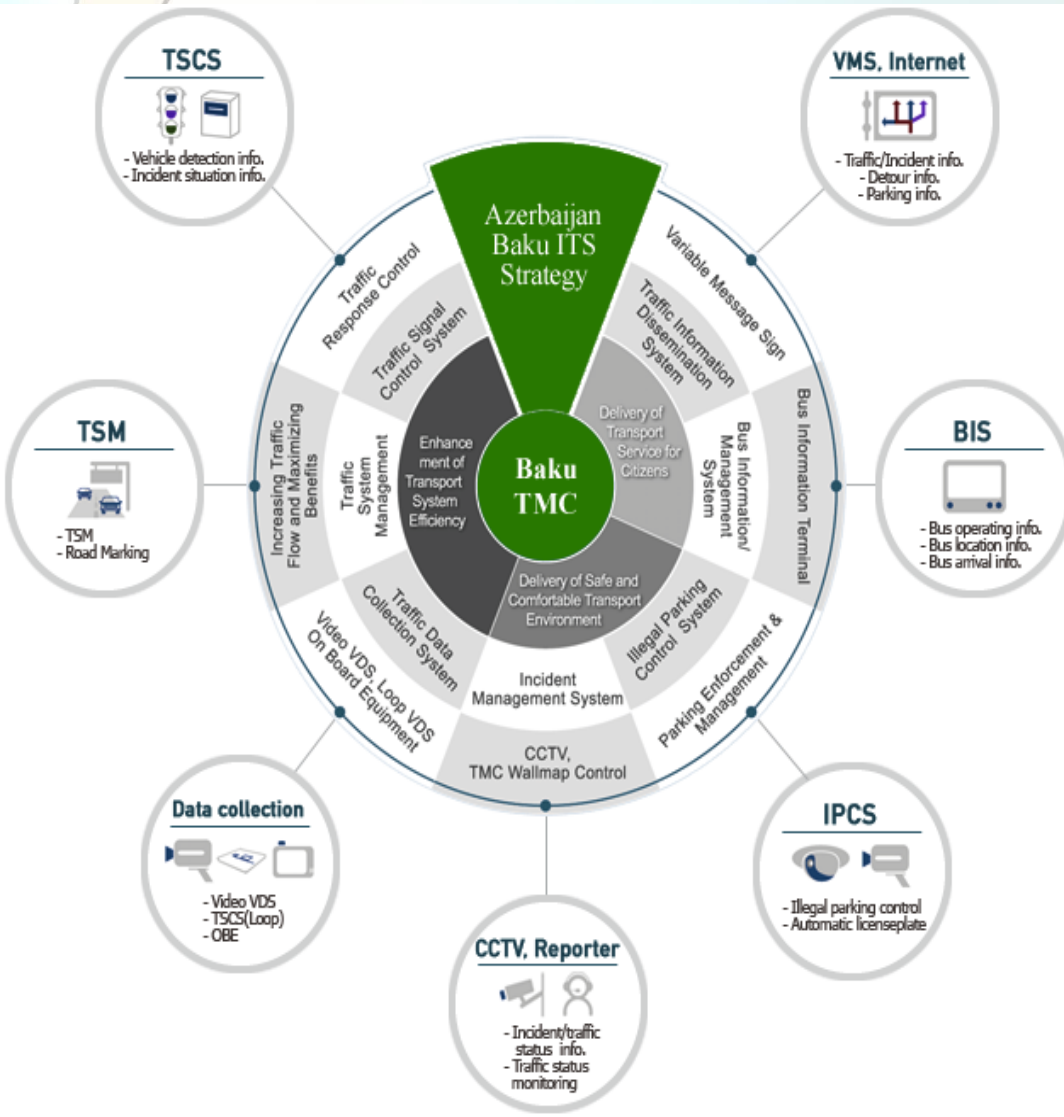
Bridges

Number of bridges: 1490

In the framework of implementation of relevant State Programs for 10 years, 307 new bridges and viaducts were constructed or repaired,



Intelligent transport management center



Main goals of the intelligent transport management center:

- to respond to social needs and resolve the increasing transportation problems
- to rise safety system in transportation and regulation of transportation in streets and avenues where the traffic jam is situated
- to improve quality of transportation services
- to deliver information about transportation to users
- to regulate public transportation and optimization of bus routes
- to collect relevant data

Statistical information of accidents, death and injuries for last five (5) years

Years	Accidents	Fatality	Injury
2013	2846	1164	2948
2014	2835	1124	2678
2015	2220	894	2265
2016	2006	759	2003
2017	1833	750	1719

- Source: 14.02.2018, State Statistical Committee of the Republic of Azerbaijan

Accident analyze according to the age group for 2017

Age	Under 9	10-14	15-17	18-20	21-24	25-64	Over 65
Fatality	34	16	20	24	52	512	92
Injury	95	71	48	61	162	1175	107

THANK YOU FOR YOUR ATTENTION

