



## **National Capacity Building Workshop on the Implementation of Road Safety Related Legal Instruments**

---

12-13 January 2017, Hanoi

16-17 January 2017, Ho Chi Minh

# ***Global and regional mandates and updates on road safety progress***

# Content

---

*What is the presentation about?*

- Road Safety: Regional status and situation
- Recent activities



# Road Safety Situation

---

## *Road Safety Situation in Asia-Pacific*

In Asia-Pacific region,  
**1 person** is being **killed** on the road  
in every **40 seconds**

**More than 2,000 lives a day.**  
**More than 15,000 lives a week.**

# Road Safety Situation

## *Global Mandate*

**UN GA Resolution 64/255 of 2 March 2010 on Improving Road Safety Proclaimed the period 2011-2020 as the Decade of Action for Road Safety**

**Global Plan**  
for the Decade of Action  
for Road Safety 2011-2020



**DECADE OF ACTION FOR  
ROAD SAFETY 2011-2020**

**Goal is to stabilize and then reduce the forecast level of road traffic fatalities around the world by increasing activities conducted at the national, regional and global levels**

## **Sustainable Development Goals**

**Goal 3: Target 3.6:** By 2020, halve the number of global deaths and injuries from road traffic accidents

**Goal 11: Target 11.2:** By 2030, provide access to safe, affordable and sustainable transport for all, improving road safety..."

# Road Safety Situation

---

*Regional Mandate*

## **ESCAP Ministerial Conference on Transport**

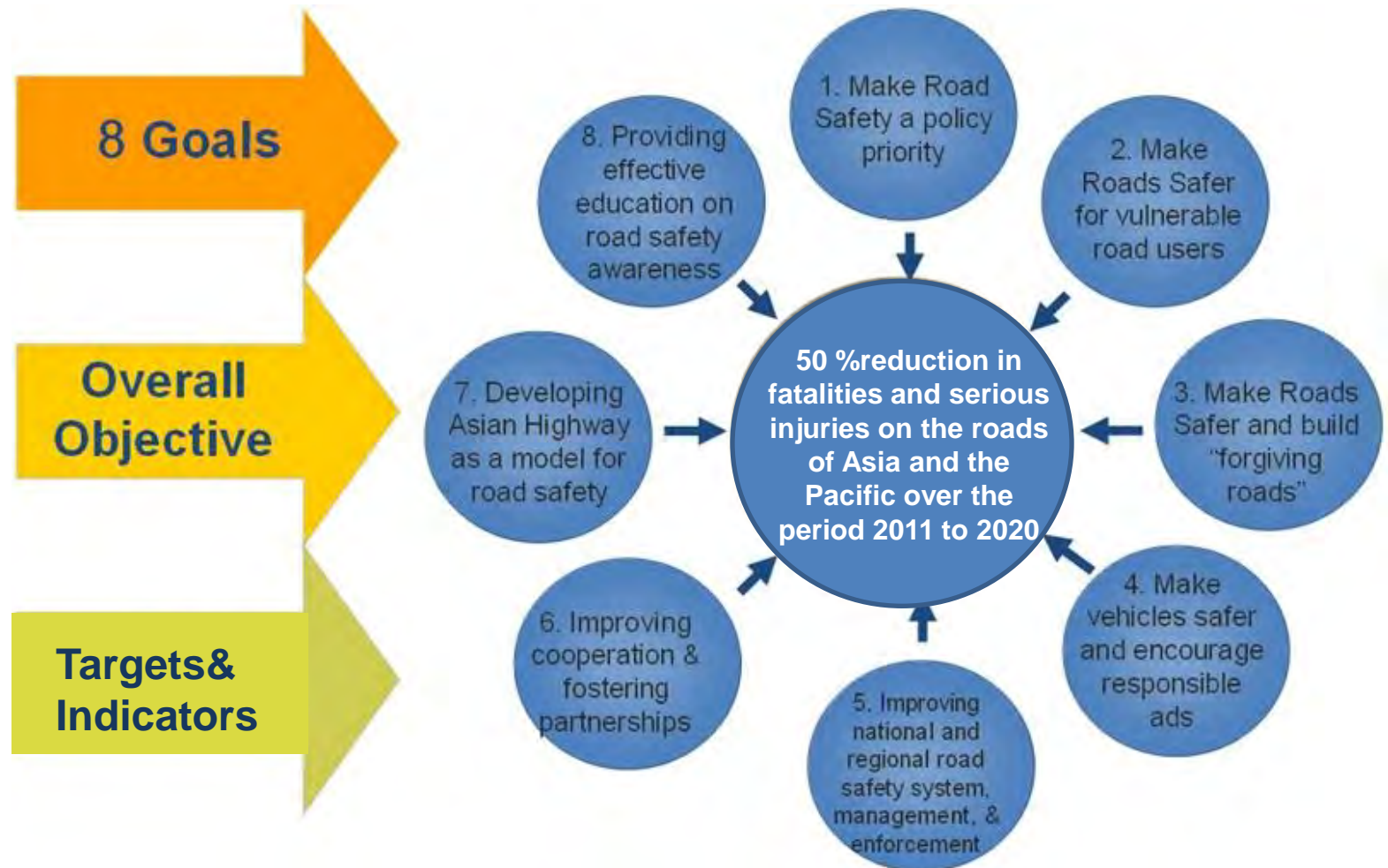
ESCAP *Ministerial Declaration* on  
Sustainable Transport Connectivity in Asia and the Pacific

The Declaration includes the  
***Updated Regional Road Safety Goals and Targets  
for Asia and the Pacific 2016-2020***

Overall objective - *50 per cent reduction in fatalities and serious injuries on the roads of Asia and the Pacific over the period 2011 to 2020*

# Road Safety Situation

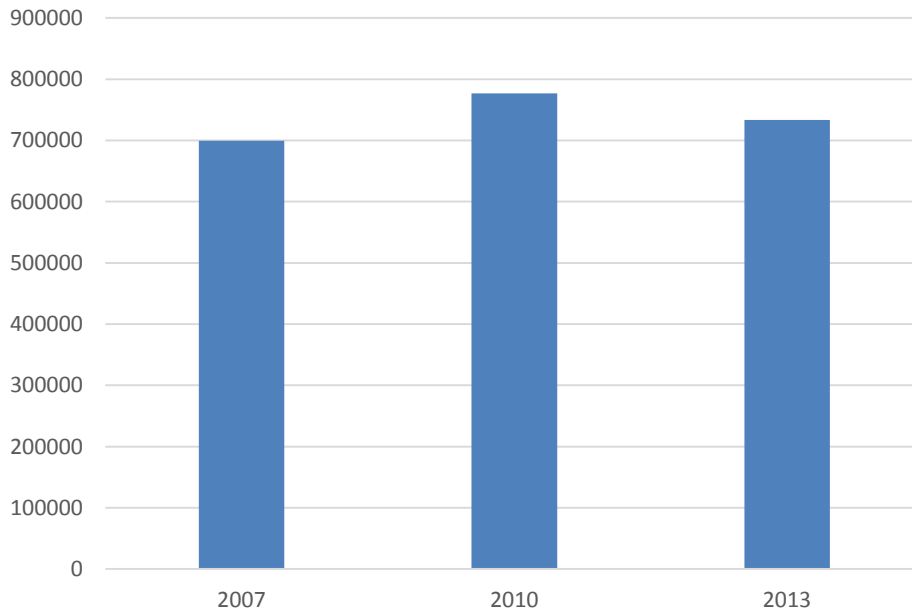
*Regional Mandate*



# Road Safety Situation

## *Road Safety Situation in Asia-Pacific*

Road Traffic Deaths in Asia Pacific Region



- Road traffic injuries are a leading cause of death and disability in the regions
- Over 733,000 deaths in 2013 (approx. 59% of 1.25 m global road deaths), 5.6% reduction compared to 2010
- Economic cost of road fatalities = 1-3% of GDP
- 23 countries have shown progress in the reduction

# Road Safety Situation

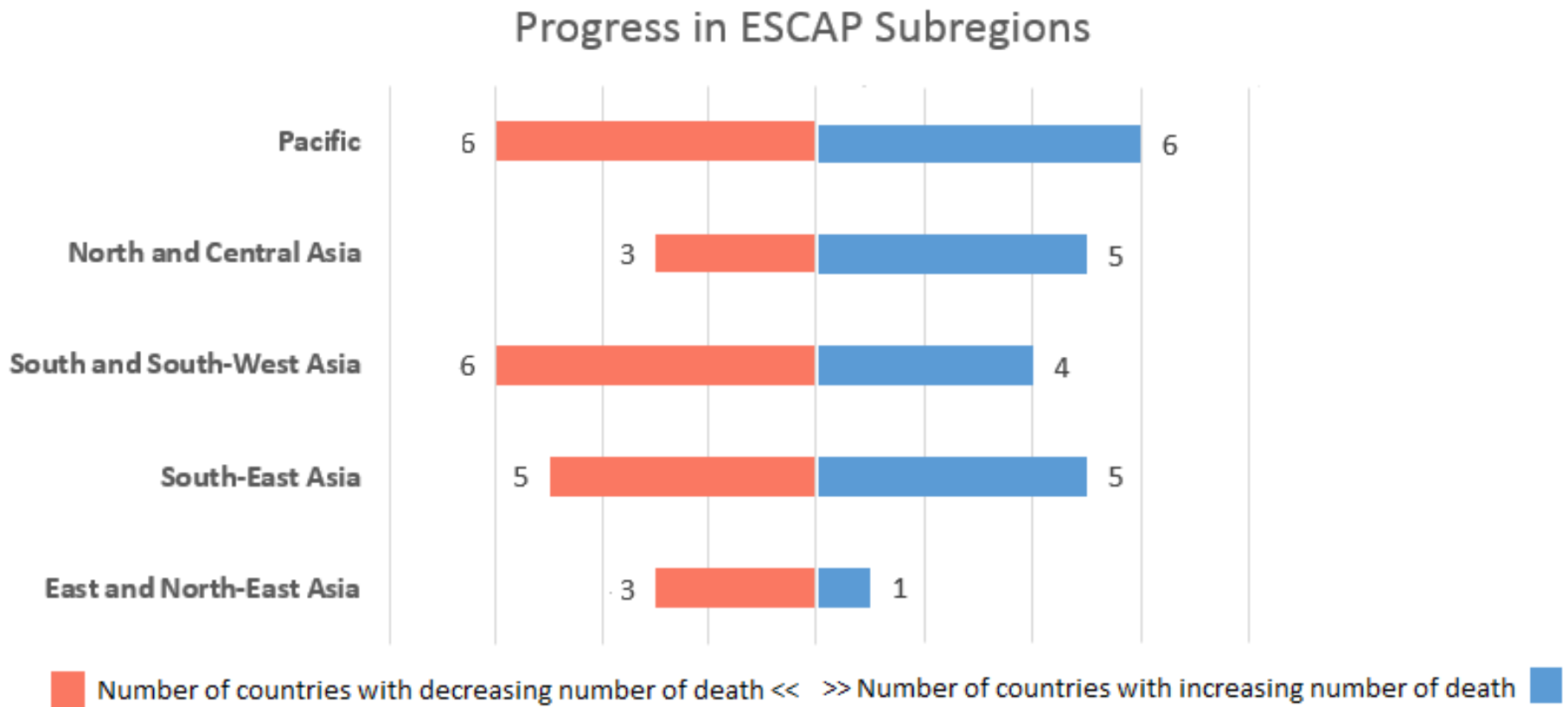
## *Road Safety Situation in Asia-Pacific*

<b>Estimated losses due to road traffic crashes (2013)</b>	<b>Estimated GDP lost (%)</b>	<b>Estimated lost (million USD)</b>
Armenia	1	104.39
Australia	2.1	32,103.98
Bangladesh	1.6	2,456.08
Cambodia	2.1	324.45
India	3	58,082.64
Indonesia*	2.9-3.0	22,652.82
Iran (Islamic Republic of)	6	30,697.26
Japan	1.3	63,954.64
Lao People's Democratic Republic	2.7	290.52
Malaysia	1.5	4,697.37
Myanmar	0.5	310.71
Nepal	0.8	145.82
New Zealand	1.6	3,031.90
Philippines	2.6	7,073.74
Republic of Korea	1	13,056.05
Russian Federation*	1.9	28,973.42
Thailand	3	12,605.01
Turkey*	1.1	8,042.58
Viet Nam	2.9	4,965.44
<b>Total (19 countries)</b>		<b>293,568.83</b>



# Road Safety Situation

## *Road Safety Situation in Asia-Pacific*

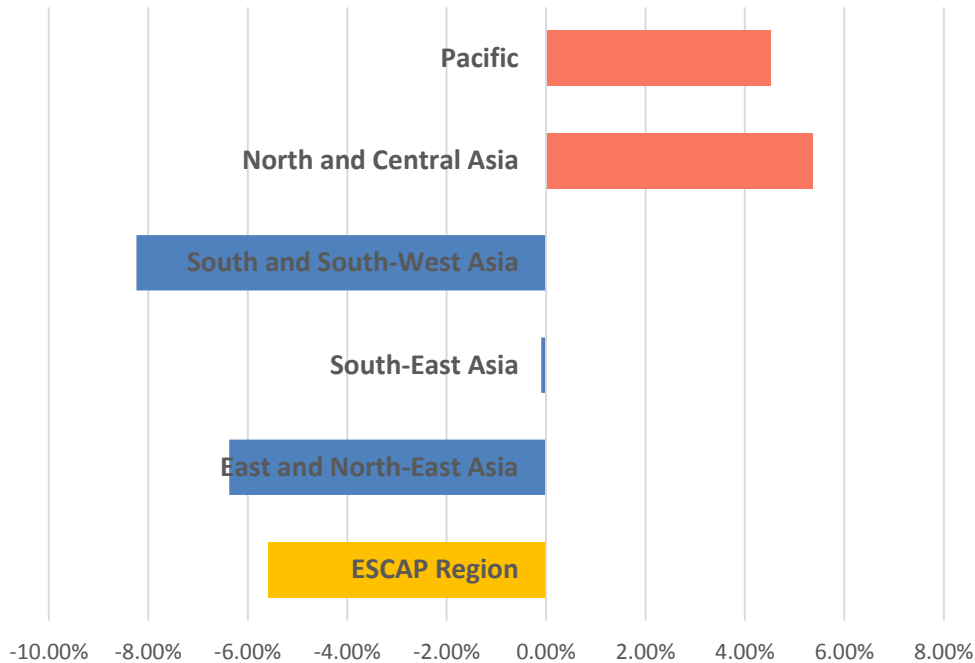


In ESCAP region, 23 countries have reduced their road fatalities, showing that improvement is possible

# Road Safety Situation

## *Road Safety Situation in Asia-Pacific*

Changes in road traffic death by subregion  
(2010 and 2013)



- At subregional level, 3 subregions show progress over 2010 and 2013.
- Pacific and North and Central Asian subregions's road fatalities figure has increased.
- South and South-West Asia and East and North-East Asia subregion outperform the region's average in the reduction of road fatalities

# Road Safety Situation

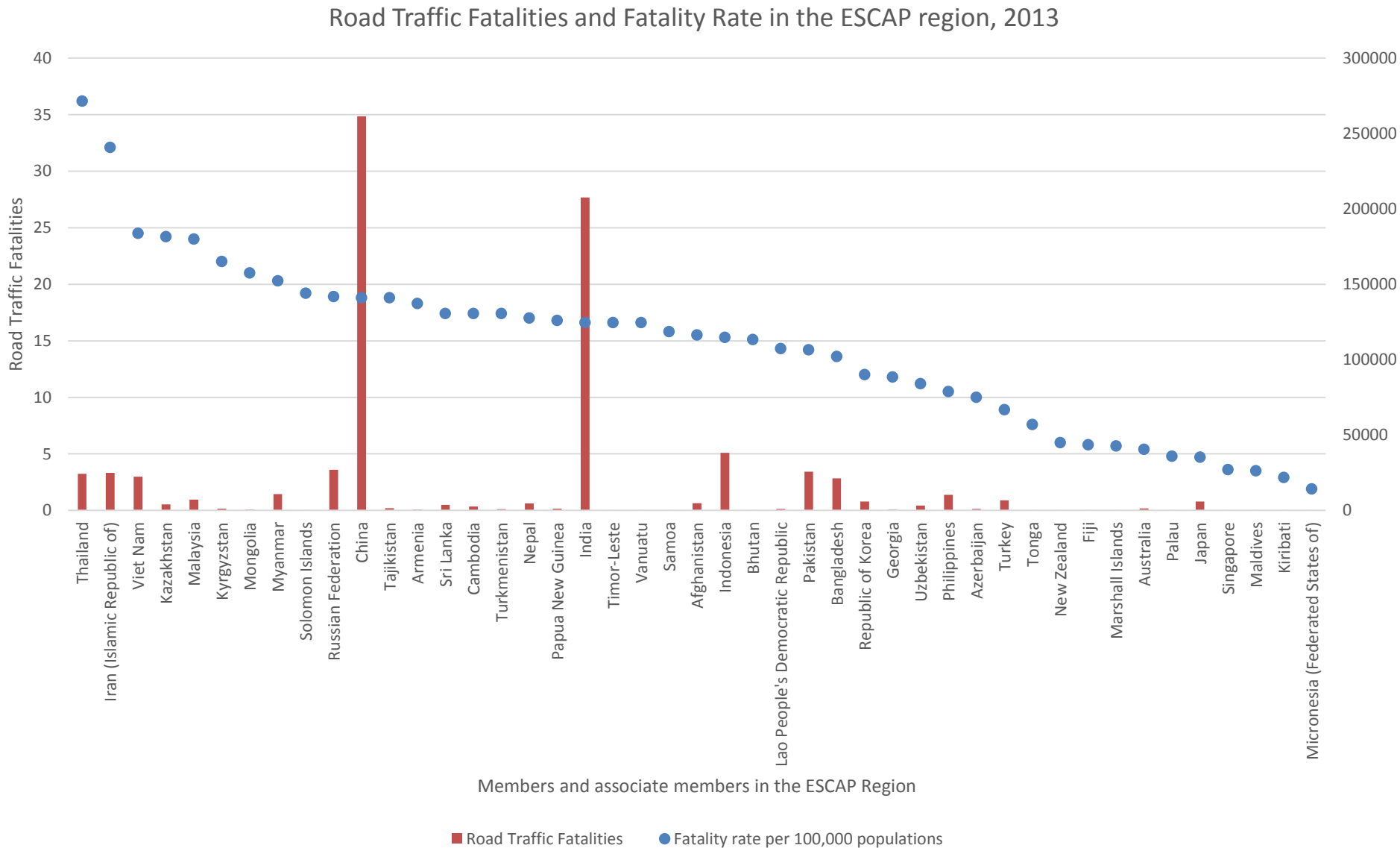
## *Road Safety Situation in Asia-Pacific*

**The change in road traffic fatalities between 2010 and 2013**

Countries with a reduction (per cent)				Countries without reduction (per cent)			
Palau	-66.67	Republic of Korea	-12.57	Micronesia (F.S.)	no change	Mongolia	21.59
Kiribati	-50	India	-10.16	Samoa	no change	Philippines	22.12
New Zealand	-31.66	Japan	-9.87	Malaysia	0.62	Bangladesh	23.29
Marshall Islands	-25	Indonesia	-9.79	Russian Federation	1.72	Tajikistan	24.04
Georgia	-24.96	Australia	-8.14	Viet Nam	3.55	Sri Lanka	29.33
Singapore	-23.94	Thailand	-7.89	Uzbekistan	4.28	Tonga	33.33
Afghanistan	-23.76	Fiji	-5.56	Vanuatu	7.69	Solomon Islands	36.71
Turkey	-23.65	China	-5.3	Cambodia	8.39	Papua New Guinea	38.12
Lao PDR	-23.3	Armenia	-2.15	Kazakhstan	13.35	Myanmar	50.61
Azerbaijan	-21.55	Nepal	-1.55	Bhutan	18.75	Maldives	100
Pakistan	-14.44	Iran (Islamic Rep. of)	-1.3	Kyrgyzstan	19.37	Cook Islands	150
Timor-Leste	-14.16						
<b>ESCAP Average</b>				<b>-5.60</b>			

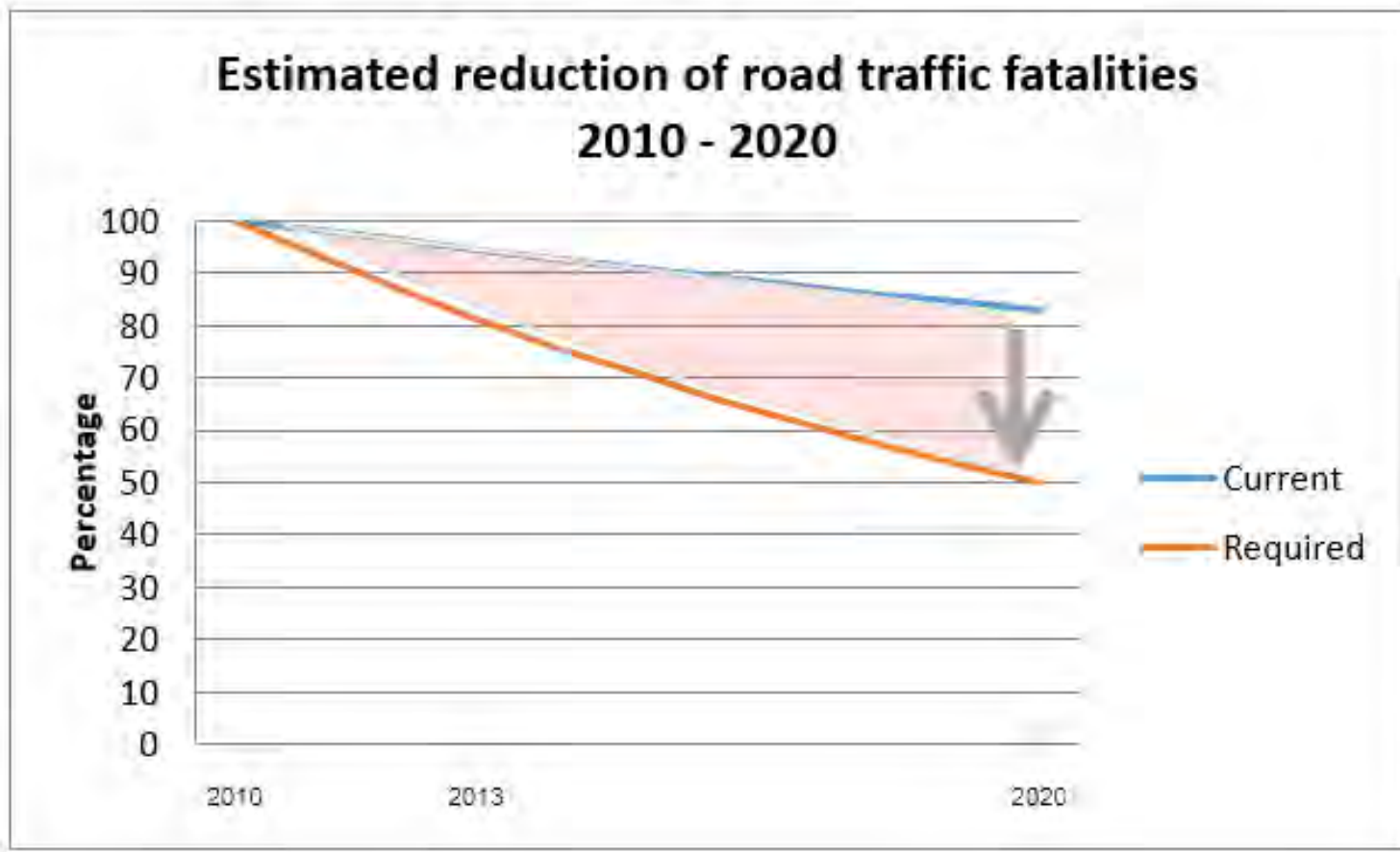
# Road Safety Situation

## *Road Safety Situation in Asia-Pacific*



# Road Safety Situation

## *Road Safety Situation in Asia-Pacific*



# Road Safety Situation

---

## *Some of the recent initiatives*

**Brunei Darussalam:** Organization of a two-day cycling clinic for the public to encourage a dialogue on road safety and cycling as an alternative mode of transportation (2015)

**Myanmar:** "Making Myanmar's Roads Safer: Changing Behavior through Cartoons", an innovative campaign to improve education about road safety (2015)

**Philippines:** 150 units of breathalyzers had put in place in enforcing drink driving law (2015)

**Republic of Korea:** The opening of Children's Traffic Safety Park in Seoul (2014)

# Road Safety Situation

---

## *Some of the recent initiatives*

**Singapore:** Demerit-Free Driver Decal initiative coordinated by Singapore's Traffic Police, Road Safety Council, and Shells Singapore (2015)

Installation of 20 new digital speed enforcement cameras by Traffic Police (2015)

**Tajikistan:** Installation of video surveillance and registration systems for monitoring road traffic (2013)

**Viet Nam:** Accession and implementation of UN road safety conventions (2014)



*Th@nk you*

[www.unescap.org/our-work/transport](http://www.unescap.org/our-work/transport)

Info.: [escap-ttd@un.org](mailto:escap-ttd@un.org)