

# Transport Statistics Infocard

## Slovenia



Area: 20,253 km<sup>2</sup> • Inhabitants: 2,061,979 (2014)

Contracting Party to 23 UN Transport Conventions under the purview of UNECE Inland Transport Committee. Contracting Party to 8 UN Road Safety Conventions.

Road and rail traffic	2014
Number of passenger cars (thousand)	1,068.0
Motorization rate (No. of passenger cars per thousand inhabitants)	518
Passenger-km by road (million)	..
Tonne-km by road (million)	16,273
Passenger-km by rail (million)	620
Tonne-km by rail (million)	4,110
Tonne-km by Inland Waterways (million)	-

Road casualty statistics	2014
Fatalities	108
Injured	8,222
Injury accidents	6,264

Road deaths per	
Million inhabitants	52
100,000 passenger cars	10

Severity of road traffic accidents	
Fatalities per 1,000 injury accidents	17

Figure 1: Passenger-km by road and by rail (million)

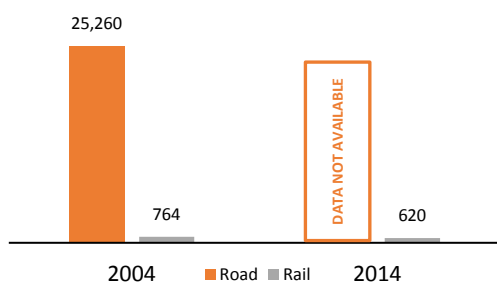


Figure 2: Casualties (fatalities and injuries, per million inhabitants)  $\text{☹} = 1,000$

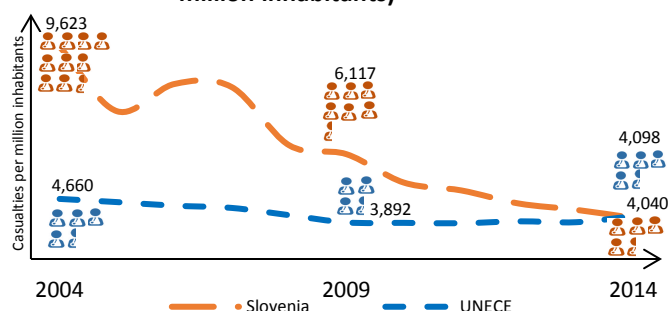


Figure 3: Inland transport modal split - Freight (Tonne-km)

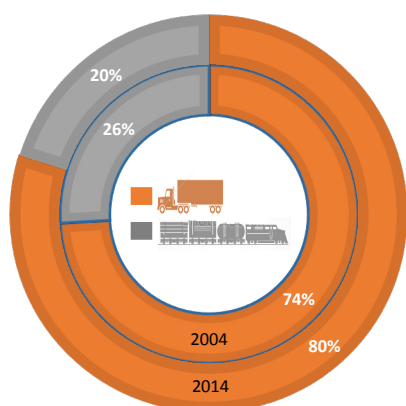
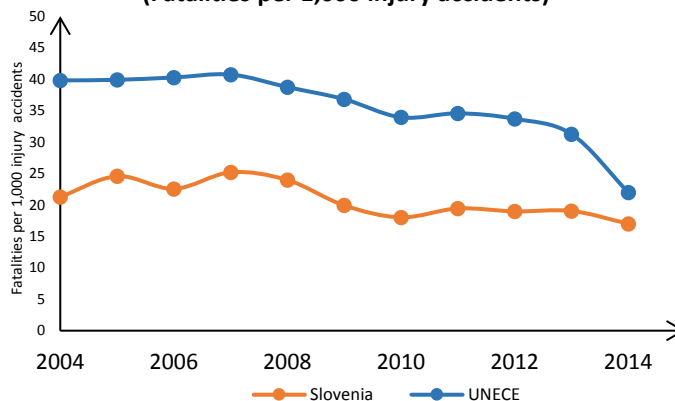


Figure 4: Evolution of the severity of road traffic accidents (Fatalities per 1,000 injury accidents)



Source: UNECE Transport Statistics Database.

Note: UNECE in figures 2 and 4 refers to the average value of UNECE member States providing data.

- Not applicable / .. Not available.