

Transport Statistics Infocard

Romania



Area: 238,391 km² • Inhabitants: 19,908,979 (2014)

Contracting Party to 36 UN Transport Conventions under the purview of UNECE Inland Transport Committee. Contracting Party to 13 UN Road Safety Conventions.

Road and rail traffic 2014

Number of passenger cars (thousand)	4,908.0
Motorization rate (No. of passenger cars per thousand inhabitants)	247
Passenger-km by road (million)	14,061
Tonne-km by road (million)	35,136
Passenger-km by rail (million)	5,148
Tonne-km by rail (million)	12,264
Tonne-km by Inland Waterways (million)	11,760

Road casualty statistics 2014

Fatalities	1,818
Injured	32,334
Injury accidents	25,355

Road deaths per

Million inhabitants	91
100,000 passenger cars	37

Severity of road traffic accidents

Fatalities per 1,000 injury accidents	72
---------------------------------------	----

Figure 1: Passenger-km by road and by rail (million)

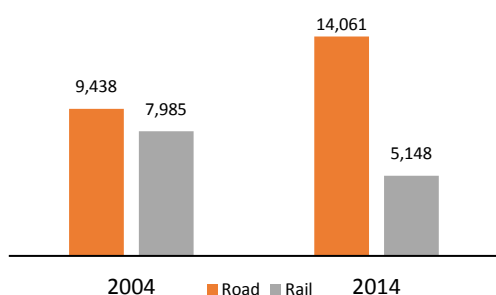


Figure 2: Casualties (fatalities and injuries, per million inhabitants)

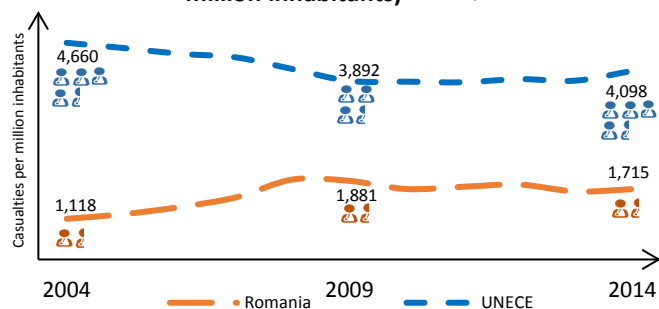


Figure 3: Inland transport modal split - Freight (Tonne-km)

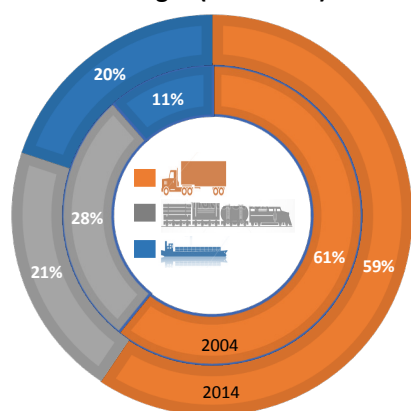
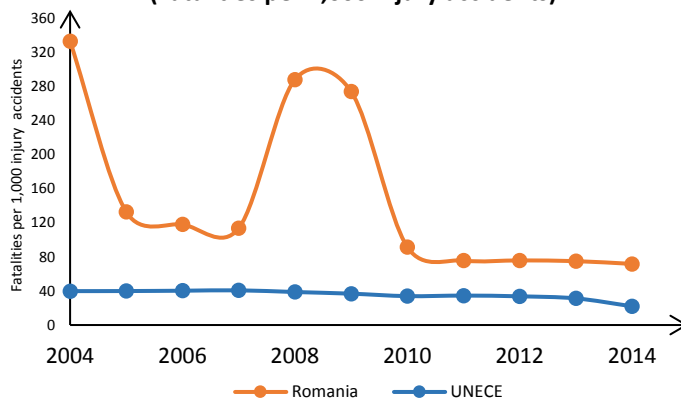


Figure 4: Evolution of the severity of road traffic accidents (Fatalities per 1,000 injury accidents)



Source: UNECE Transport Statistics Database.

Note: UNECE in figures 2 and 4 refers to the average value of UNECE member States providing data.