

Transport Statistics Infocard

Netherlands



Area: 41,526 km² • Inhabitants: 16,865,007 (2014)

Contracting Party to 44 UN Transport Conventions under the purview of UNECE Inland Transport Committee. Contracting Party to 16 UN Road Safety Conventions.

Road and rail traffic 2014

Number of passenger cars (thousand)	7,979.0
Motorization rate (No. of passenger cars per thousand inhabitants)	473
Passenger-km by road (million)	145,000
Tonne-km by road (million)	72,335
Passenger-km by rail (million)	16,178
Tonne-km by rail (million)	6,169
Tonne-km by Inland Waterways (million)	49,425

Road casualty statistics 2014

Fatalities	570
Injured	14,670
Injury accidents	13,358

Road deaths per

Million inhabitants	34
100,000 passenger cars	7

Severity of road traffic accidents

Fatalities per 1,000 injury accidents	43
---------------------------------------	----

Figure 1: Passenger-km by road and by rail (million)

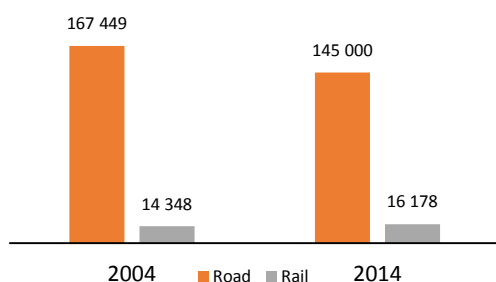


Figure 2: Casualties (fatalities and injuries, per million inhabitants) 🧑 = 1,000

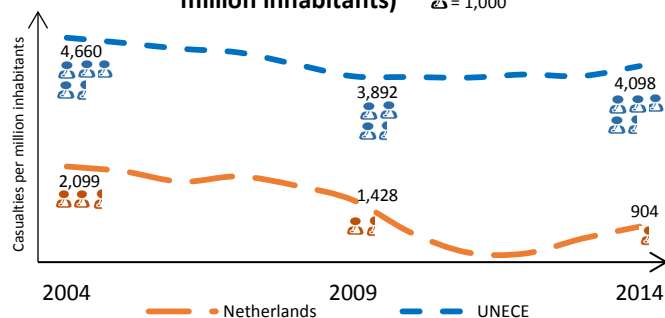


Figure 3: Inland transport modal split - Freight (Tonne-km)

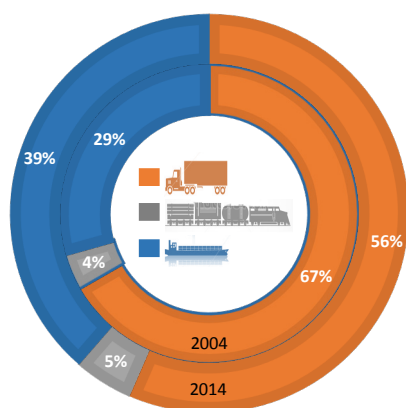
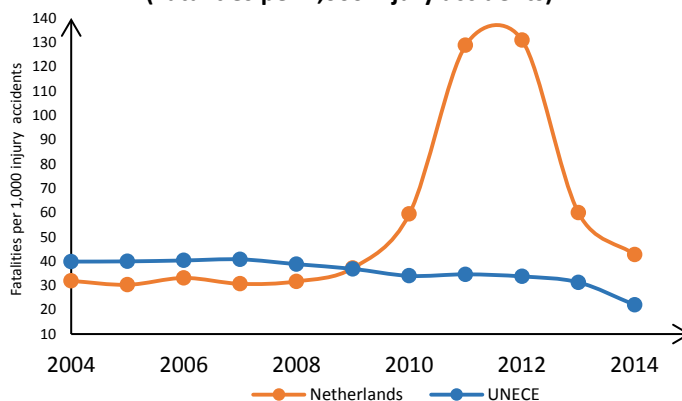


Figure 4: Evolution of the severity of road traffic accidents (Fatalities per 1,000 injury accidents)



Source: UNECE Transport Statistics Database.

Note: UNECE in figures 2 and 4 refers to the average value of UNECE member States providing data.