

Transport Statistics Infocard

Luxembourg



Area: 2,586 km² • Inhabitants: 556,319 (2014)

Contracting Party to 44 UN Transport Conventions under the purview of UNECE Inland Transport Committee. Contracting Party to 17 UN Road Safety Conventions.

Road and rail traffic 2014

Number of passenger cars (thousand)	373,0
Motorization rate (No. of passenger cars per thousand inhabitants)	671
Passenger-km by road (million)	..
Tonne-km by road (million)	9,599
Passenger-km by rail (million)	366
Tonne-km by rail (million)	208
Tonne-km by Inland Waterways (million)	285

Road casualty statistics 2014

Fatalities	35
Injured	1,226
Injury accidents	908

Road deaths per

Million inhabitants	63
100,000 passenger cars	9

Severity of road traffic accidents

Fatalities per 1,000 injury accidents	39
---------------------------------------	----

Figure 1: Passenger-km by road and by rail (million)

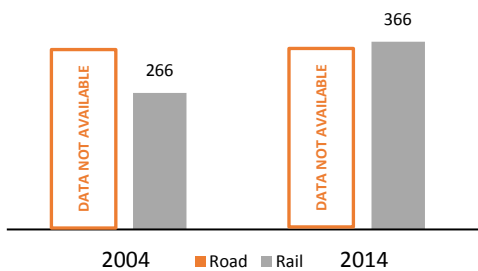


Figure 2: Casualties (fatalities and injuries, per million inhabitants)

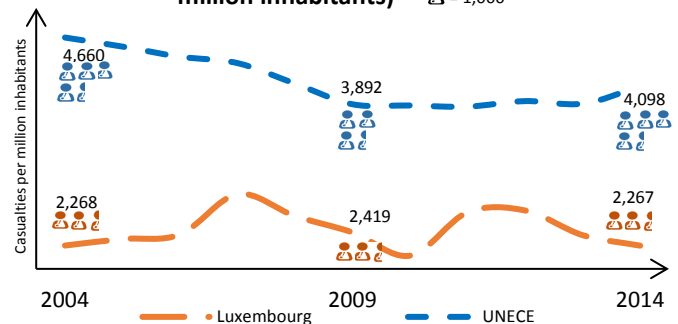


Figure 3: Inland transport modal split - Freight (Tonne-km)

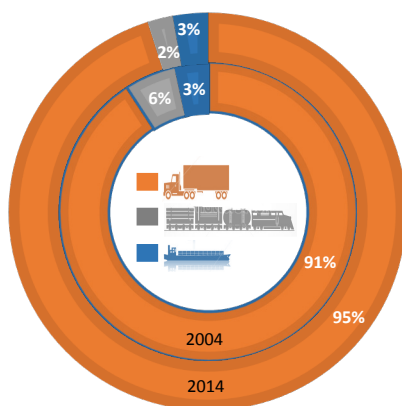
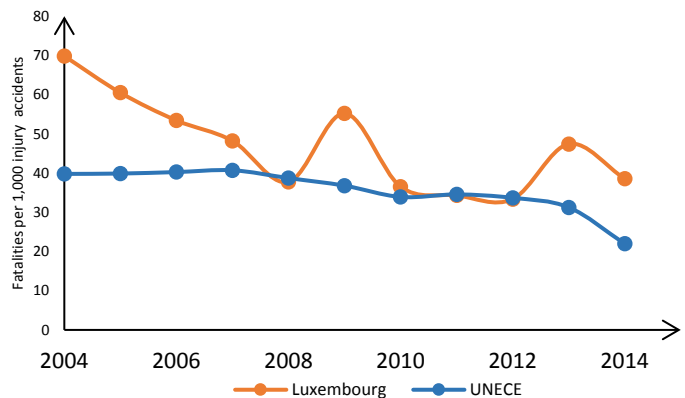


Figure 4: Evolution of the severity of road traffic accidents (Fatalities per 1,000 injury accidents)



Source: UNECE Transport Statistics Database.

Note: UNECE in figures 2 and 4 refers to the average value of UNECE member States providing data.

.. Not available.