

Transport Statistics Infocard

Lithuania



Area: 65,300 km² • Inhabitants: 2,932,367 (2014)

Contracting Party to 25 UN Transport Conventions under the purview of UNECE Inland Transport Committee. Contracting Party to 10 UN Road Safety Conventions.

Road and rail traffic 2014

Number of passenger cars (thousand)	1,206.0
Motorization rate (No. of passenger cars per thousand inhabitants)	411
Passenger-km by road (million)	27,038
Tonne-km by road (million)	28,067
Passenger-km by rail (million)	270
Tonne-km by rail (million)	14,307
Tonne-km by Inland Waterways (million)	1

Road casualty statistics 2014

Fatalities	267
Injured	3,747
Injury accidents	3,225

Road deaths per

Million inhabitants	91
100,000 passenger cars	22

Severity of road traffic accidents

Fatalities per 1,000 injury accidents	83
---------------------------------------	----

Figure 1: Passenger-km by road and by rail (million)

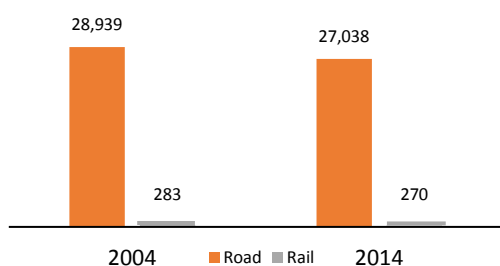


Figure 2: Casualties (fatalities and injuries, per million inhabitants)

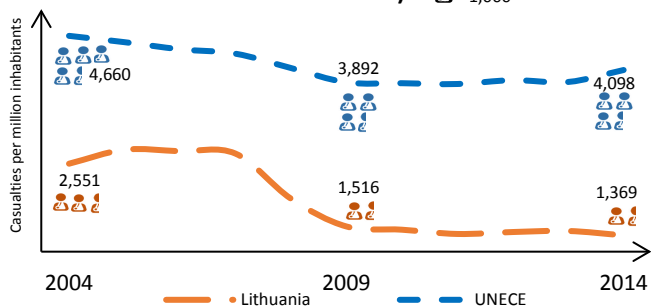


Figure 3: Inland transport modal split - Freight (Tonne-km)

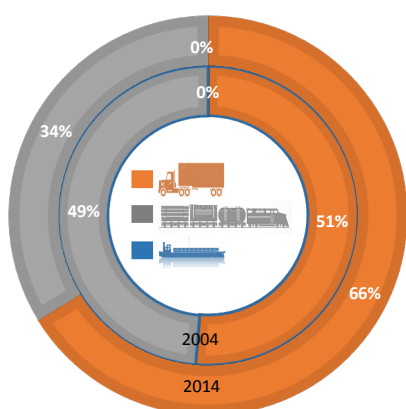
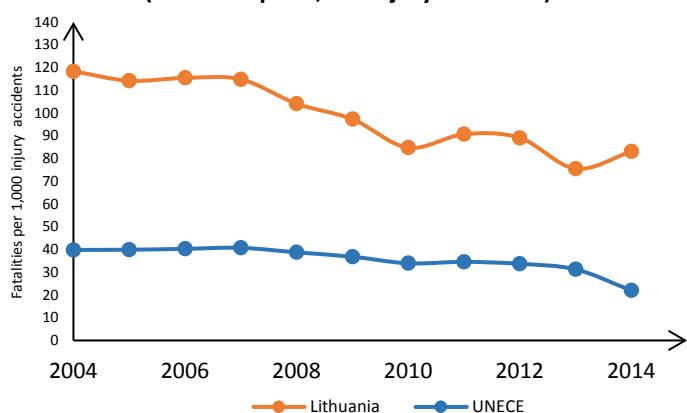


Figure 4: Evolution of the severity of road traffic accidents (Fatalities per 1,000 injury accidents)



Source: UNECE Transport Statistics Database.

Note: UNECE in figures 2 and 4 refers to the average value of UNECE member States providing data.