

# Transport Statistics Infocard

## Finland



Area: 338,150 km<sup>2</sup> • Inhabitants: 5,461,511 (2014)

Contracting Party to 32 UN Transport Conventions under the purview of UNECE Inland Transport Committee. Contracting Party to 14 UN Road Safety Conventions.

### Road and rail traffic 2014

Number of passenger cars (thousand)	3,180.0
Motorization rate (No. of passenger cars per thousand inhabitants)	582
Passenger-km by road (million)	73,060
Tonne-km by road (million)	23,401
Passenger-km by rail (million)	3,874
Tonne-km by rail (million)	9,597
Tonne-km by Inland Waterways (million)	136

### Road casualty statistics 2014

Fatalities	229
Injured	6,677
Injury accidents	5,324

### Road deaths per

Million inhabitants	42
100,000 passenger cars	7

### Severity of road traffic accidents

Fatalities per 1,000 injury accidents	43
---------------------------------------	----

Figure 1: Passenger-km by road and by rail (million)

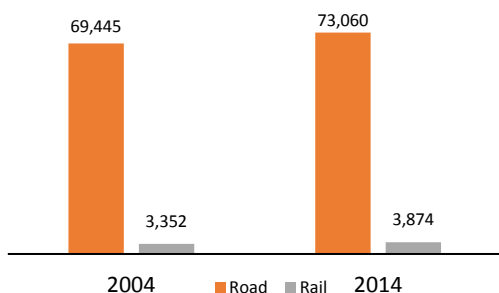


Figure 2: Casualties (fatalities and injuries, per million inhabitants)  $\Delta = 1,000$

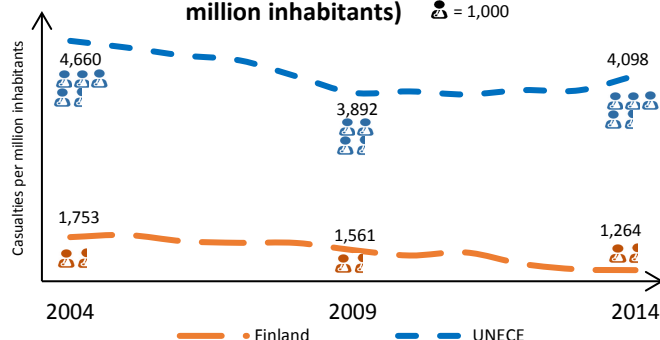


Figure 3: Inland transport modal split - Freight (Tonne-km)

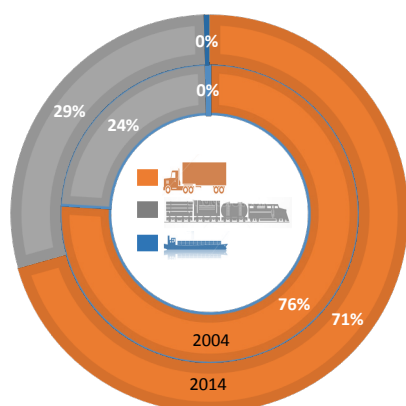
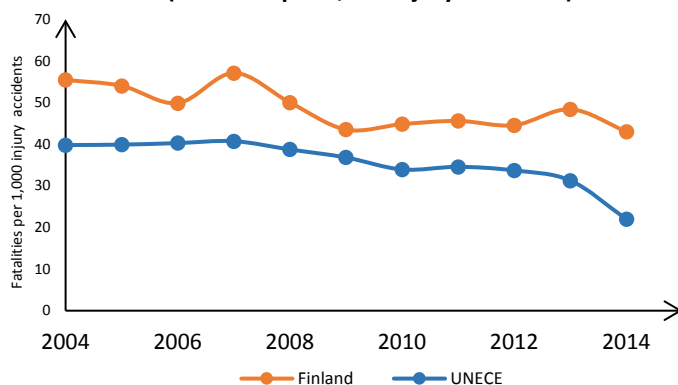


Figure 4: Evolution of the severity of road traffic accidents (Fatalities per 1,000 injury accidents)



Source: UNECE Transport Statistics Database.

Note: UNECE in figures 2 and 4 refers to the average value of UNECE member States providing data.