

# Transport Statistics Infocard

## Bosnia and Herzegovina



Area: 51,197km<sup>2</sup> • Inhabitants: 3,831,555 (2013)

Contracting Party to 27 UN Transport Conventions under the purview of UNECE Inland Transport Committee. Contracting Party to 11 UN Road Safety Conventions.

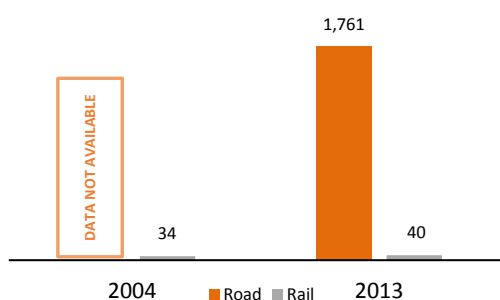
Road and rail traffic	2013
Number of passenger cars (thousand)	673.0
Motorization rate (No. of passenger cars per thousand inhabitants)	175
Passenger-km by road (million)	1,761
Tonne-km by road (million)	2,537
Passenger-km by rail (million)	40
Tonne-km by rail (million)	1,215
Tonne-km by Inland Waterways (million)	-

Road casualty statistics	2013
Fatalities	334
Injured	9,718
Injury accidents	6,908

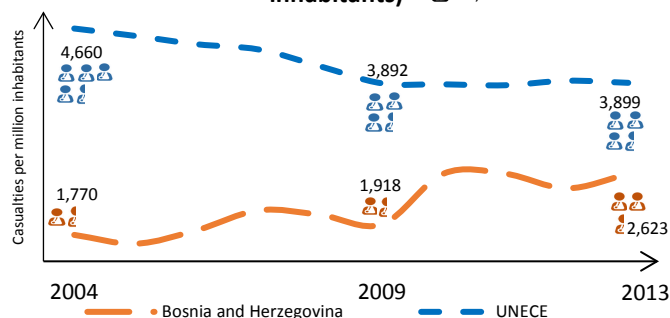
Road deaths per	
Million inhabitants	87
100,000 passenger cars	49

Severity of road traffic accidents	
Fatalities per 1,000 injury accidents	48

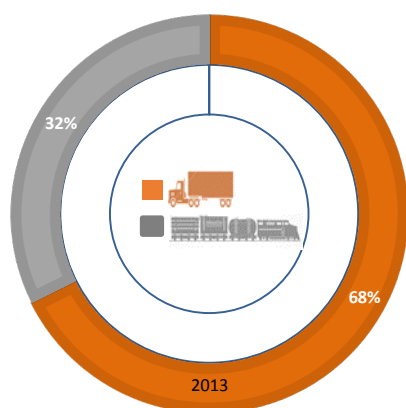
**Figure 1: Passenger-km by road and by rail (million)**



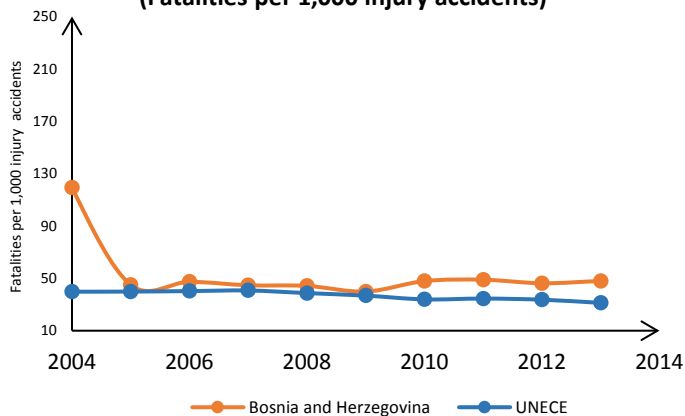
**Figure 2: Casualties (fatalities and injuries, per million inhabitants)**



**Figure 3: Inland transport modal split - Freight (Tonne-km)**



**Figure 4: Evolution of the severity of road traffic accidents (Fatalities per 1,000 injury accidents)**



Source: UNECE Transport Statistics Database.

Note: UNECE in figures 2 and 4 refers to the average value of UNECE member States providing data.

- Not applicable.