

Transport Statistics Infocard

Belgium



Area: 30,528 km² • Inhabitants: 11,231,213 (2014)

Contracting Party to 36 UN Transport Conventions under the purview of UNECE Inland Transport Committee. Contracting Party to 15 UN Road Safety Conventions.

Road and rail traffic 2014

Number of passenger cars (thousand)	5,573.0
Motorization rate (No. of passenger cars per thousand inhabitants)	496
Passenger-km by road (million)	131,348 ¹
Tonne-km by road (million)	31,808
Passenger-km by rail (million)	10,565 ¹
Tonne-km by rail (million)	7,300
Tonne-km by Inland Waterways (million)	10,451

Road casualty statistics 2014

Fatalities	727
Injured	53,975
Injury accidents	41,481

Road deaths per

Million inhabitants	65
100,000 passenger cars	13

Severity of road traffic accidents

Fatalities per 1,000 injury accidents	18
---------------------------------------	----

Figure 1: Passenger-km by road and by rail (million)

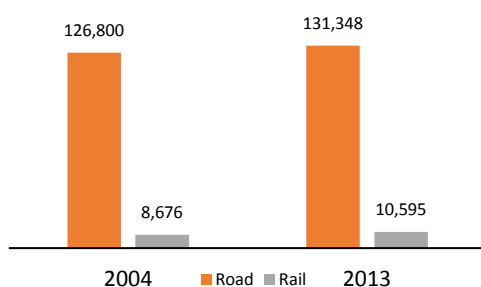


Figure 2: Casualties (fatalities and injuries, per million inhabitants) $\text{☹} = 1,000$

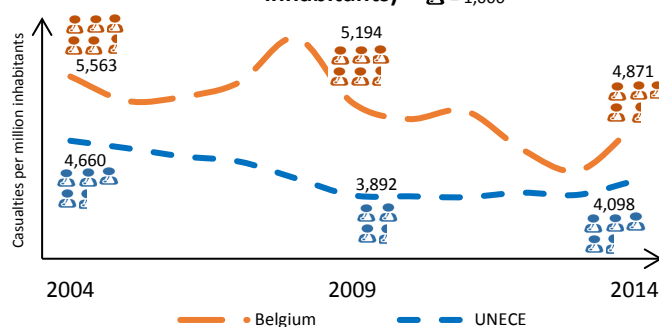


Figure 3: Inland transport modal split - Freight (Tonne-km)

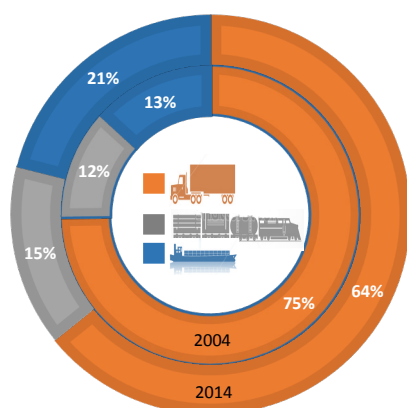
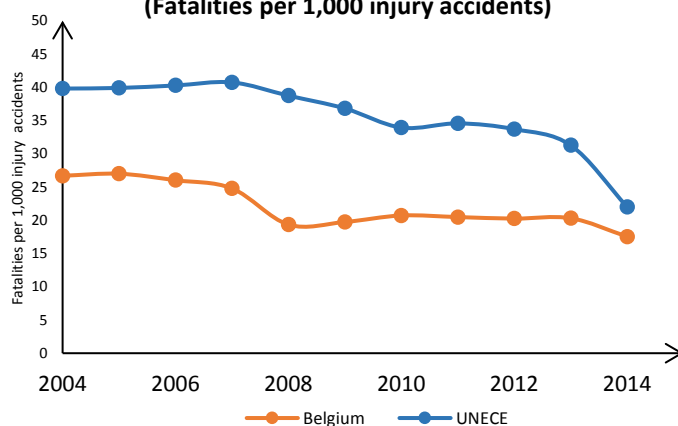


Figure 4: Evolution of the severity of road traffic accidents (Fatalities per 1,000 injury accidents)



Source: UNECE Transport Statistics Database.

Note: UNECE in figures 2 and 4 refers to the average value of UNECE member States providing data.

¹ refers to 2013.