

# Transport Statistics Infocard

## Azerbaijan



Area: 86,600 km<sup>2</sup> • Inhabitants: 9,416,801 (2013)

Contracting party to 15 UN Transport Conventions under the purview of UNECE Inland Transport Committee. Contracting Party to 9 UN Road Safety Conventions.

Road and rail traffic	2013
Number of passenger cars (thousand)	959.0 <sup>1</sup>
Motorization rate (No. of passenger cars per thousand inhabitants)	103 <sup>1</sup>
Passenger-km by road (million)	21,880
Tonne-km by road (million)	13,744
Passenger-km by rail (million)	457
Tonne-km by rail (million)	7,958
Tonne-km by Inland Waterways (million)	-

Road casualty statistics	2013
Fatalities	1,164
Injured	2,948
Injury accidents	2,846

Road deaths per	
Million inhabitants	124
100,000 passenger cars	122 <sup>1</sup>

Severity of road traffic accidents	
Fatalities per 1,000 injury accidents	409

Figure 1: Passenger-km by road and by rail (million)

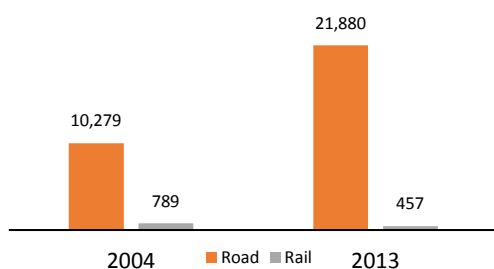


Figure 2: Casualties (fatalities and injuries, per million inhabitants)

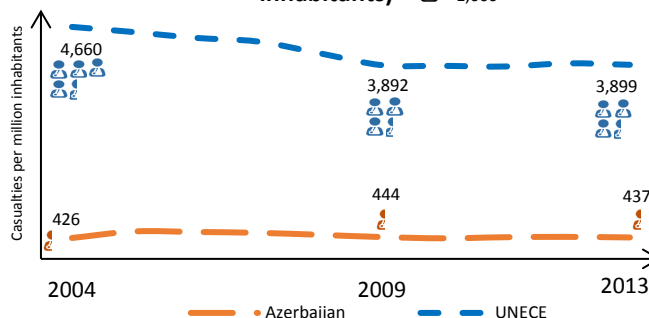


Figure 3: Inland transport modal split - Freight (Tonne-km)

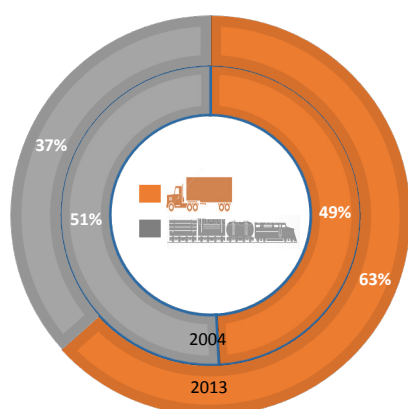
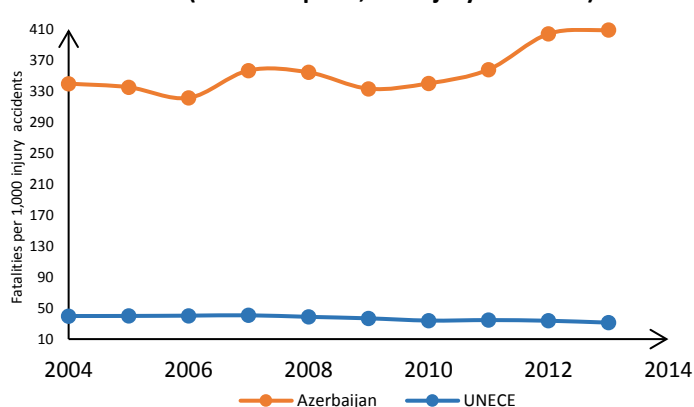


Figure 4: Evolution of the severity of road traffic accidents (Fatalities per 1,000 injury accidents)



Source: UNECE Transport Statistics Database.

Note: UNECE in figures 2 and 4 refers to the average value of UNECE member States providing data.

- Not applicable/ <sup>1</sup> refers to 2012.