

## Proposal for Supplement 10 to the original series of amendments and Supplement 2 to the 01 series of amendments to Regulation No. 121 (Identification of controls, tell-tales and indicators)

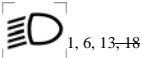

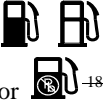

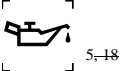


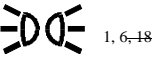
The text reproduced below was prepared by the expert from OICA. It aims at simplifying the handling of Regulation No. 121 with regard to colour changes decided within other regulations. The modifications to the current text of UN Regulation No. 121 are marked in bold characters for new characters. This proposal supersedes ECE/TRANS/WP.29/GRSG/2017/18.

### I. Proposal

Paragraph 5.4.1.1 amend to read:

5.4.1.1. Nevertheless if already fitted on the vehicle as specified in Table 1 with the colour specification of column 5, each symbol ~~with the footnote<sup>18</sup>~~ may be shown in other colours, in order to convey different meanings, according to the general colour coding as proposed in paragraph 5. of standard ISO 2575:2004.

Table 1, amend to read:

No.	Column 1	Column 2	Column 3	Column 4	Column 5
	Item	Symbol <sup>2</sup>	Function	Illumination	Colour
...	...	...	...	...	...
2.	Headlamp passing beams	 1, 6, 13, 18	Control	No	
			Tell-tale	Yes	Green
3a	Headlamp main beams	 1, 13, 18	Control	No	-
			Tell-tale	Yes	Blue
...	...	...	...	...	...
9.	Fuel level	 or  18	Tell-tale	Yes	Yellow
			Indicator	Yes	
10.	Engine oil pressure	 5, 18	Tell-tale	Yes	Red
			Indicator	Yes	
11.	Engine coolant temperature	 5, 18	Tell-tale	Yes	Red
			Indicator	Yes	
12.	Electrical charging condition	 18	Tell-tale	Yes	Red
			Indicator	Yes	
...	...	...	...	...	...
19.	Position, side marker, and/or end-outline marker lamps	 1, 6, 18	Control	No	
			Tell-tale <sup>12</sup>	Yes <sup>6</sup>	Green
...	...	...	...	...	...

- <sup>1</sup> Framed areas of the symbol may be solid.
- ...
- <sup>6</sup> Separate identification not required if function is combined with master lighting switch.
- ...
- <sup>12</sup> Not required if instrument panel lights are lit automatically on activation of the master lighting switch.
- ...
- <sup>48</sup> ~~Symbol may be shown in other colours than specified in column 5 in order to convey different meanings according to the general colour coding as proposed in paragraph 5. of ISO 2575-2004."~~

## II. Justification

1. The ISO flexibility on colours is introduced in order to simplify the handling of the regulation when colour changes are adopted in other regulations.
2. The proposed amendments do not change any of the existing technical requirements of UN Regulation No. 121. Therefore, this proposal does not contain transitional provisions.
3. For information ISO paragraph 5.1 includes the following sentence:

*A given symbol may be shown in more than one of the colours specified in 5.1 in order to convey a change in the operating condition.*

---